



05  
06

# MARYLAND WOMEN'S BASKETBALL

## SCHEDULES/RESULTS

### RECORD: 29-4, 12-2 ACC

N12 EA Sports (Exh.)	W, 87-75
N18 at Siena	W, 107-66
<b>N20 XAVIER</b>	<b>W, 93-68</b>

### Paradise Jam. U.S. Virgin Islands

N24 vs. Gonzaga	FSN W, 88-50
N25 vs. #9/9 Michigan State	W, 75-61
N26 vs. #2/1 Tennessee	L, 75-80

<b>D1 APPALACHIAN STATE</b>	<b>W, 118-59</b>
<b>D4 MOUNT ST. MARY'S</b>	<b>W, 102-53</b>
D7 at Monmouth	W, 88-55
<b>D11 ARIZONA</b>	<b>W, 92-67</b>
<b>D13 COPPIN STATE</b>	<b>W, 69-38</b>
D22 at George Mason	W, 70-33

### TERRAPIN CLASSIC. College Park, Md.

<b>D29 CENTRAL CONNECTICUT ST.</b>	<b>W, 94-57</b>
<b>D30 FURMAN</b>	<b>W, 92-58</b>

<b>J2 MANHATTAN</b>	<b>W, 82-49</b>
J5 at #19/21 Boston College*	W, 67-64 OT
<b>J8 #2/2 DUKE*</b>	<b>RSN L, 68-86</b>
<b>J16 FLORIDA STATE*</b>	<b>RSN W, 75-57</b>
J20 at Virginia*	RSN W, 84-74 OT
J23 at #25/24 Virginia Tech*	RSN W, 68-62
<b>J26 GEORGIA TECH*</b>	<b>W, 79-71</b>
J29 at Wake Forest*	W, 79-70 OT
<b>F1 MIAMI*</b>	<b>W, 88-77</b>
<b>F5 VIRGINIA*</b>	<b>W, 85-71</b>
F9 at #1/1 North Carolina*	W, 98-95 OT
F13 at #1/2 Duke*	ESPN2 L, 80-90
<b>F16 #18/20 BOSTON COLLEGE*</b>	<b>W, 86-59</b>
F19 at N.C. State*	RSN W, 65-57
<b>F23 CLEMSON*</b>	<b>W, 89-63</b>
<b>F26 NORTHERN COLORADO</b>	<b>W, 89-53</b>

### ACC TOURNAMENT. Greensboro, N.C.

M3 vs. #11 seed Ga. Tech	RSN/Radio W, 71-66
M4 vs. #2 seed/#2 Duke	FSN W, 78-70
M5 vs. #1 seed/#1 N. Carolina	FSN L, 80-91

### NCAA TOURNAMENT - ALBUQUERQUE REG.

M19 vs. #15 seed Sacred Heart	ESPN W, 95-54
M21 vs. #7 seed St. John's	ESPN2 W, 81-74
M25 vs. #3 seed Baylor	ESPN2 7 p.m. MT
M27 vs. #5 Utah/#8 Boston Coll.	
A2 & 4 Final Four, Boston, Mass.	

**ALL CAPS** indicates home game; all times Eastern  
 \* Indicates ACC game  
 RSN denotes games on Comcast SportsNet, Fox Sports and Sun Sports; FSN (Fox Sports) - national (Comcast SportsNet in the MD/DC area).

## QUICK FACTS

Location:	College Park, Md.
Founded/Enrollment	1856/35,329
President	Dr. C.D. Mote, Jr.
Athletics Director	Deborah A. Yow
Conference	Atlantic Coast
Nickname	Terrapins, Terps
Home Court (Capacity)	Comcast Center (17,950)
Head Coach	Brenda Frese (Arizona '93)
Career Record	137-75 (7 years)
Record at Maryland	80-45 (4 years)
Assistant Coach	Jeff Walz (Northern Kentucky '95)
Assistant Coach	Erica Floyd (Ohio State '93)
Assistant Coach	Joanna Bernabei (West Liberty '97)
Dir. of Bball Oper.	Mark Pearson (Iowa State '96)
Asst. Dir. of Bball Oper.	Tamara Bowie (Ball State '03)
2004-05 Overall Record	22-10
2004-05 ACC Record (Finish)	7-7 (6th)
Lettermen Returning/Lost	9/3
Starters Returning/Lost	4/1
Newcomers	3

## NCAA ALBUQUERQUE REGIONAL

### The Pit/Bob King Court, Albuquerque, N.M.

Saturday, March 25 • Sweet Sixteen

Gm 1: #2 Maryland (30-4) vs. #3 Baylor (26-6), 7 p.m. MT (ESPN HD)

Gm 2: #5 Utah (26-6) vs. #8 Boston College (21-11), approx. 30 min. foll. (ESPN2 HD)

Monday, March 27 • Elite Eight

Gm 1 winner vs. Game 2 winner, TBD (ESPN2 HD)

TV Talent: Nancy Lieberman (Analyst), Pam Ward (PxP) and Rob Stone (Sideline)

Radio: www.wmucsports.com



## PROBABLE STARTERS

### MARYLAND

No.	Player	Pos.	Cl.	Stats	Notes
1	Crystal Langhorne	C/F	So.	16.7 ppg, 8.5 rpg	30 points, nine rebounds vs. St. John's
15	Laura Harper	F/C	So.	11.3 ppg, 7.1 rpg	15 points vs. St. John's
20	Kristi Toliver	G	Fr.	10.8 ppg, 4.5 apg	Eight assists and nine points vs. St. John's
22	Shay Doron	G	Jr.	14.0 ppg, 4.1 apg	40.6 percent from 3-point range
25	Marissa Coleman	G/F	Fr.	14.2 ppg, 7.7 rpg	11 points, six rebounds vs. St. John's

## MARYLAND MAKES FIRST SWEET 16 APPEARANCE SINCE 1992

- The third-ranked and second-seeded Terrapins have reached the Sweet Sixteen for the sixth time in school history and the first time since 1992. Maryland is the highest seeded team in the Albuquerque bracket to advance and will face third-seeded Baylor, who is the defending NCAA Champion, on Saturday, March 25. Eighth-seeded Boston College and fifth-seeded Utah will matchup in the other half of the bracket for a spot in the Elite Eight.
- The game will be televised nationally on ESPN2HD. Tip off is scheduled for 7 p.m., with the Eagles-Utes game following 30 minutes after the conclusion of the Terps-Bears clash.
- Maryland is making its third-straight NCAA Tournament appearance under head coach Brenda Frese. The Sweet Sixteens appearance is also the first in her head coaching career.
- While this will be the first meeting between the teams, the Terps and the Bears have a historical connection. They are the only two teams to appear in the first Associated Press poll in 1976 and in the 500th ranking, which was celebrated when the 2005 preseason poll was released.

### QUICKLY...

- The Terps end the season in the AP top five for the third time in school history.
- Maryland has posted its first 30-win season in school history.
- Four ACC teams advanced to the Sweet 16, the most of any conference.
- Crystal Langhorne has broken the school record for starts in a season. She is four free throws from breaking the single-season record.
- The Terps' 41-point victory over SHU is the largest margin of victory in an NCAA Tournament game in school history.
- Crystal Langhorne has scored at least 30 in a game three times this season, tying a school record.
- Terrapins Laura Harper, Marissa Coleman and Kristi Toliver are playing in their first NCAA Tournament
- Crystal Langhorne is a Wooden Award and Kodak/WBCA All-American finalist.

## MARYLAND MEDIA RELATIONS

Assistant Director/WBB Contact: Natalia Ciccone • ncciccone@umd.edu

2725 Comcast Center, Terrapin Trail, College Park, MD 20742

O: 301-314-9094 • C: 814-880-9062 • F: 301-314-9094

www.umterps.com

**AP TOP 25 POLL**

RANK	TEAM	REC.	PTS	PVS
1.	North Carolina* (46)	29-1	1150	1
2.	Ohio State	28-2	1056	2
3.	<b>MARYLAND</b>	<b>28-4</b>	<b>1008</b>	<b>3</b>
4.	Duke*	26-3	1001	4
5.	LSU	27-3	967	5
6.	Tennessee	28-4	943	7
7.	Oklahoma	29-4	901	8
8.	Connecticut	29-4	853	9
9.	Rutgers	25-4	804	6
10.	<b>Baylor</b>	<b>24-6</b>	<b>718</b>	<b>10</b>
11.	Purdue	24-6	622	12
12.	Georgia	21-8	598	14
13.	DePaul	25-6	564	13
13.	Stanford	23-7	564	11
15.	Arizona State	24-6	489	15
16.	<b>Michigan State</b>	<b>22-9</b>	<b>449</b>	<b>16</b>
17.	Louisiana Tech	26-4	374	17
18.	Utah	24-6	346	19
19.	Temple	24-7	317	18
20.	Texas A&M	23-8	197	22
21.	UCLA	20-10	188	NR
22.	BYU	25-5	187	20
23.	Bowling Green	28-2	168	24
24.	New Mexico	21-9	87	21
25.	Minnesota	19-9	83	23

Others Receiving Votes: Vanderbilt 23, Florida 51, Kentucky 44, Tulsa 33, Chattanooga 26, St. John's (N.Y.) 20, **NC State\*** 17, George Washington 15, Virginia Tech\* 14, Boston College\* 11, Florida State\* 7, Indiana State 6, Old Dominion 6, Hartford 4, Virginia\* 3, Wyoming 3, Liberty 2, Army 1.

\* ACC opponent; Bold indicates 2005-06 opponent.

**ESPN/USA TODAY COACHES POLL**

RANK	TEAM	REC.	PTS	PVS
1.	North Carolina* (30)	29-1	774	1
2.	Ohio State (1)	28-2	731	2
3.	<b>MARYLAND</b>	<b>28-4</b>	<b>689</b>	<b>3</b>
4.	Duke*	26-3	677	4
5.	LSU	27-3	644	5
6.	Tennessee	28-4	625	6
7.	Connecticut	29-4	598	7
8.	Oklahoma	29-4	586	8
9.	Rutgers	25-4	503	9
10.	<b>Baylor</b>	<b>24-6</b>	<b>497</b>	<b>10</b>
11.	Purdue	24-6	469	11
12.	Georgia	21-8	420	12
13.	DePaul	25-6	377	13
14.	Stanford	23-7	345	14
15.	Arizona State	24-6	316	15
16.	Louisiana Tech	26-4	294	16
17.	<b>Michigan State</b>	<b>22-9</b>	<b>259</b>	<b>17</b>
18.	Temple	24-7	248	18
19.	Utah	24-6	235	21
20.	BYU	25-5	148	19
21.	Bowling Green	28-2	137	22
22.	Texas A&M	23-8	119	23
23.	UCLA	20-10	90	NR
24.	New Mexico	21-9	88	20
25.	Vanderbilt	20-10	58	24

Others receiving votes: Chattanooga 30, Tulsa 25, Minnesota 23, George Washington 19, Old Dominion 16, St. John's (N.Y.) 8, Kentucky 6, Hartford 5, Liberty 4, Indiana State 3, Florida 2, Florida State\* 2, Western Kentucky 2, Marist 1, Middle Tennessee State 1, Virginia Tech\* 1.

\* ACC opponent; Bold indicates 2005-06 opponent.

**TERPS IN THE POLLS**

Week	AP	Coaches	Week	AP	Coaches
Pre	14	14	Jan. 16	6	6
Nov. 14	--	14	Jan. 23	6	6
Nov. 21	10	10	Jan. 30	6	6
Nov. 28	9	9	Feb. 6	6	6
Dec. 5	9	8	Feb. 13	4	4
Dec. 12	8	8	Feb. 19	4	4
Dec. 19	6	T6	Feb. 26	4	4
Dec. 26	6	6	March 6	3	3
Jan. 2	6	6	March 13	3	3
Jan. 9	6	6			

**LAST TIME OUT**

- Playing in the second round for the third-straight year, the Terps advanced to the NCAA Sweet Sixteen for the first time in 14 years with a 81-74 win over St. John's at the Bryce Jordan Center in State College Pa. Sophomore Crystal Langhorne was too much for the Red Storm to handle, tallying 30 points to go with nine rebounds.
- For only the eighth time this season, the less than four Terps reached double figures. Sophomore Laura Harper chipped in 15 points, while freshman Marissa Coleman had 11.
- Maryland pulled out the win despite committing 20 turnovers. However, the Terps dominated the glass, outrebounding St. John's 46-31.

**MARYLAND RANKED THIRD IN FINAL AP POLL**

- When the Associated Press released its final top 25 on March 13, the Terps were tabbed the third-best team in the nation for the 2005-06 season. It is the first time since 1992-93 Maryland has appeared in the final AP poll and is the highest final rating since 1981-82.
- Maryland has appeared in the AP's final poll 13 times since 1977. In 1981-82, the Terps ended the year ranked No. 3, as well. They have finished among the top five in the nation only three times in the history of the program, including this season, finishing fifth in the 1988-89 ranking.

**TERPS RATED AMONG TOP THREE IN THE NATION**

- After reaching the championship game of the ACC Tournament, the Terps were rated No. 3 in both national polls. It is the highest ranking for Maryland since being ranked third on Jan. 12, 1993, which is also the last time it was ranked in the top 10.
- The Terps have earned a top five rating for five weeks in a row. Their 17 weeks in the top 10 ties a school

**STATISTICAL COMPARISON**  
NCAA Albuquerque Reg.

**TEAM COMPARISONS**

Maryland	Category	Baylor
3/3	Ranking	10/10
83.8	Scoring	75.2
.480	Field Goal Pct.	.437
.407	3-Point Field Goal Pct.	.328
.747	Free Throw Pct.	.712
45.2	Rebounds	41.6
+12.4	Rebounding Margin	+5.2
15.1	Offensive Rebounds	14.6
30.1	Defensive Rebounds	27.0
17.6	Assists	16.6
18.3	Turnovers	13.7
7.2	Steals	11.0
5.4	Blocks	4.9
First Meeting	Series Wins	First Meeting
Utah	Category	Boston College
18/19	Ranking	RV/RV
69.7	Scoring	68.6
.443	Field Goal Pct.	.473
.358	3-Point Field Goal Pct.	.340
.742	Free Throw Pct.	.759
37.5	Rebounds	38.7
+4.8	Rebounding Margin	+7.4
12.0	Offensive Rebounds	10.7
25.5	Defensive Rebounds	28.0
17.0	Assists	16.9
14.0	Turnovers	17.6
8.0	Steals	6.2
2.6	Blocks	2.4
First Meeting	Series vs. MD	MD leads, 2-0

**2005-06 MARYLAND ROSTER**

NO.	NAME	CL.	HT.	POS.	HOMETOWN/HIGH SCHOOL
1	Crystal Langhorne	So.	6-2	C/F	Willingboro, N.J./Willingboro
2	Sa'de Wiley-Gatewood <sup>A</sup>	So.	5-9	G	Pomona, Calif./Lynwood (Tennessee)
11	Christie Marrone <sup>+</sup>	So.	5-6	G	Brooklyn, N.Y./St. John Villa (Virginia Tech)
15	Laura Harper	So.	6-4	F	Elkins Park, Pa./Cheltenham
20	Kristi Toliver	So.	5-7	G	Harrisonburg, Va./Harrisonburg
21	Ashleigh Newman	So.	5-10	G	Shelbyville, Tenn./Shelbyville Central
22	Shay Doron	Jr.	5-9	G	Great Neck, N.Y./Christ the King
24	Kalika France	Jr.	5-9	G	Forestville, Md./Bishop McNamara
25	Marissa Coleman	Fr.	6-1	G/F	Cheltenham, Md./St. John's College [D.C.]
32	Charmaine Carr	Sr.	6-1	G/F	Accokeek, Md./Gwynn Park
40	Angel Ross	Sr.	6-2	F	Midlothian, Va./Midlothian
44	Aurelie Noirez	Jr.	6-3	C	Vandoeuvre, France/Lyce Francois Arago
55	Jade Perry	So.	6-1	F/C	Central City, Ky./Muhlenberg North

**HEAD COACH:** Brenda Frese, 4th season  
**ASSISTANT COACH:** Jeff Walz, 4th season  
**ASSISTANT COACH:** Erica Floyd, 4th season  
**ASSISTANT COACH:** Joanna Bernabei, 3rd season  
**DIR. OF BASKETBALL OPERATIONS:** Mark Pearson, 4th season  
**ASST. DIR. OF BASKETBALL OPERATIONS:** Tamara Bowie, 3rd season  
<sup>+</sup> will sit out the 2005-06 season due to NCAA transfer rules.  
<sup>A</sup> will sit out until December 2006 due to NCAA transfer rules.

record. Maryland has been ranked 19 weeks, overall.

- The Terps spent a school-record 17-consecutive weeks ranked in the AP's top 10 twice - the first time in 1978-79 and the second time in 1982-83. In both seasons, Maryland was rated among the top 10 every week of the season. The Terps also spent 17 weeks in the top 10 in the coaches poll in 1991-92.
- Maryland began the 2005-06 season ranked 14th in the preseason polls, the second-straight year the Terps were ranked in the preseason ratings. They made their first top-10 appearance since 1992-93 when they were rated 10th on Nov. 10, then moved up to sixth over the following three weeks. The Terps earned a top five rating after defeating then-No. 1 North Carolina on Feb. 9 in Chapel Hill, N.C., in overtime.

**TOUGH SCHEDULE**

- Four Maryland opponents are ranked in both the Associated Press Poll and ESPN/USA Today Coaches top 25 polls this week. Among the ranked teams are two ACC foes, while three opponents are among the top 10.
- The Terps are 3-4 against teams ranked in this week's top 25, including the team's stunning upset over No. 1/1 North Carolina. Overall, Maryland is 6-4 against teams ranked at the time of the meeting, the most wins against ranked opponents since 1992-93.
- The Terps picked up wins over No. 16/17 Michigan State and UNC, and also snapped a 14-game losing streak to No. 4/4 Duke at the ACC Tournament. Maryland's only four losses of the season have come to UNC at the ACC Tournament, the Blue Devils and No. 8/8 Tennessee, all teams ranked No. 1 at some point during the season.
- ACC opponents Florida State and Virginia Tech are both receiving votes in both rankings, while NC State and Boston College are getting votes in the AP poll.
- When Maryland earned its top-five ranking on Feb. 13, it was the first time in league history three ACC teams were among the top five in the polls.
- When the AP released its weekly ranking on Jan. 9, six ACC teams were featured in the top 25, the first time in

**WHAT A DIFFERENCE A YEAR MAKES**

	3FGM	3FGA	3PT%	3FGM/G	BLK	BPG	PPG
2004-05 (32 games)	101	316	.320	3.2	91	2.8	72.8
2005-06 (34 games*)	197*	484	.407	5.8	184*	5.4	83.8^

\* school record; ^ highest average since 1988-89 (85.3 ppg).

**2005-06 HONORS**

**ACC PREDICTIONS**

ACC Media & Coaches..... 3rd

**PRESEASON RANKINGS**

Sports Magazine..... 6th  
 SLAM Magazine..... 7th  
 Sports Illustrated..... 8th  
 Street & Smith's..... 10th  
 Minnesota Star-Tribune..... 10th  
 ESPN.com Preseason Preview..... 13th  
 Lindy's..... 13th  
 Athlon..... 13th  
 ESPN.com's Charlie Creme..... 13th  
 Sports Illustrated Online..... 13th  
 Associated Press..... 14th  
 ESPN/USA Today Coaches Poll..... 14th

**TEAM RECOGNITION**

"Team on the Rise" by ESPN.com's Beth Mowins and Mechelle Voepel  
 "Team to Watch" by ESPN's Stacey Dales-Schuman

**INDIVIDUAL HONORS**

**Marissa Coleman**  
 ACC Rookie of the Year  
 Second Team All-ACC  
 ACC All-Freshman Team  
 ESPN.com's Nancy Leiberman's Preseason All-Freshman Team First Team  
 Paradise Jam All-Tournament team  
 Terrapin Classic All-Tournament team  
 ACC Rookie of the Week (11/28)  
 ACC Rookie of the Week (12/12)  
 ACC Rookie of the Week (1/2)  
 ACC Co-Rookie of the Week (1/30)  
 ACC Rookie of the Week (2/19)  
 First Team All-ACC Tournament

**Shay Doron**

Second Team All-ACC  
 Second Team Academic All-American  
 Wade Trophy Preseason Candidate  
 John R. Wooden Award Preseason Candidate  
 Street & Smith's Preseason Honorable Mention All-American  
 Preseason All-ACC  
 "Best Kept Secret" by ESPN.com's Charlie Creme  
 ESPN.com's Expert's picks top five 2-guard  
 Terrapin Classic Most Valuable Player  
 ACC Player of the Week (11/21)  
 ESPN The Magazine/CoSIDA 1st Team Academic All-District 2

**Crystal Langhorne**

USA Basketball Female Athlete of the Year  
 Kodak/WBCA All-American Finalist  
 John R. Wooden Award Finalist  
 First Team All-ACC  
 First Team All-ACC Tournament  
 John R. Wooden Award Midseason Candidate  
 Wade Trophy Preseason Candidate  
 John R. Wooden Award Preseason Candidate  
 Preseason Honorable Mention All-American  
 One of Street & Smith's "Terrific 10"  
 Athlon Second team preseason All-American  
 Preseason All-ACC  
 ESPN.com's Expert's picks top five center  
 Paradise Jam All-Tournament team  
 Terrapin Classic All-Tournament team  
 ACC Player of the Week (11/28)  
 ACC Player of the Week (1/30)  
 ESPN The Magazine/CoSIDA 2nd team Academic All-District 2

**Jade Perry**

Second Team All-ACC Tournament

**Kristi Toliver**

ACC All-Freshman Team  
 ACC Rookie of the Week (1/20)  
 ACC Co-Rookie of the Week (2/6)

**ACC STANDINGS**

(thru Mar. 22)

Teams	ACC			Overall			
	W	L	Pct.	W	L	Pct.	Streak
North Carolina\$^A	13	1	.929	31	1	.969	W9
Duke^A	12	2	.857	28	3	.903	W2
<b>Maryland^A</b>	<b>12</b>	<b>2</b>	<b>.857</b>	<b>30</b>	<b>4</b>	<b>.882</b>	<b>W2</b>
Florida State^A	10	4	.714	20	10	.667	L1
NC State^A	7	7	.500	19	12	.613	L2
Miami*	6	8	.429	17	12	.586	W1
Virginia Tech^A	6	8	.429	21	10	.677	L1
Boston College^A	6	8	.429	21	11	.656	W2
Virginia*	5	9	.357	19	11	.633	W1
Wake Forest	3	11	.214	12	16	.426	L3
Georgia Tech	2	12	.143	14	15	.483	L1
Clemson	2	12	.143	8	21	.276	L11

\$ - ACC Regular Season and Tournament Champion

^ - NCAA Tournament team

\* - NIT team

**IN THE ACC STATS**

**SCORING**

Player	Overall	ACC
Crystal Langhorne	3rd 16.7	4th 17.7
Marissa Coleman	9th 14.2	14th 13.4
Shay Doron	11th 14.0	17th 12.8
Laura Harper	26th 11.3	27th 11.6

**REBOUNDING**

Player	Overall	ACC
Crystal Langhorne	2nd 8.5	2nd 8.7
Marissa Coleman	5th 7.7	3rd 8.1
Laura Harper	8th 7.1	T12th 6.6

**FIELD GOAL PERCENTAGE**

Player	Overall	ACC
Crystal Langhorne	1st .657	1st .633
Laura Harper	8th .556	3rd .585
Marissa Coleman	13th .517	NR ---

**FREE THROW PCT.**

Player	Overall	ACC
Shay Doron	5th .834	13th .762
Marissa Coleman	7th .823	11th .800

**ASSISTS**

Player	Overall	ACC
Kristi Toliver	6th 4.48	7th 4.36
Shay Doron	8th 4.06	T11th 3.21

**3PT FIELD GOAL PCT.**

Player	Overall	ACC
Marissa Coleman	1st .500	4th .449
Shay Doron	7th .406	15th .345
Kristi Toliver	11th .388	2nd .491

**3PT FIELD GOALS MADE**

Player	Overall	ACC
Kristi Toliver	T11th 1.62	T7th 2.00
Shay Doron	13th 1.59	T15th 1.36
Marissa Coleman	14th 1.58	11th 1.57

**BLOCKS**

Player	Overall	ACC
Laura Harper	4th 2.09	5th 1.86
Marissa Coleman	8th 1.52	8th 1.43

**ASSIST/TURNOVER RATIO**

Player	Overall	ACC
Kristi Toliver	5th 1.65	4th 1.53
Shay Doron	12th 1.31	9th 1.13

**TEAM STATS**

Scoring	2nd 83.8	3rd 79.4
Scoring Defense	9th 64.6	9th 71.1
Scoring Margin	3rd +19.2	3rd +8.2
Free Throw Percentage	3rd .747	4th .720
Field Goal Percentage	2nd .480	4th .457
Field Goal Percentage Defense	5th .375	4th .401
3PT Field Goal Percentage	1st .407	2nd .394
3PT Field Goal Pct. Defense	6th .311	4th .319
Rebounding Offense	1st 45.2	1st 43.4
Rebounding Defense	3rd 32.9	3rd 35.3
Rebounding Margin	1st +12.4	1st +8.1
Assists	3rd 17.62	3rd 16.29
Blocks	3rd 5.41	T3rd 4.64
Steals	11th 7.21	11th 6.21
Turnover Margin	10th -1.82	10th -3.21
Assist/Turnover Ratio	4th 0.96	3rd 0.88
Offensive Rebounds	2nd 15.15	4th 14.71
Defensive Rebounds	1st 30.09	1st 28.64
3PT Field Goals Made	5th 5.79	4th 5.71

**RECORD WHEN...**

Overall	30-4
In ACC Games	12-2
vs. Ranked Opponents	6-4
At Home	15-1
Away	9-1
Neutral Sites	6-2
Leading at the Half	27-1
Tied at the Half	0-0
Trailing at the Half	3-3
In Overtime	4-0
Games decided by more than 10 points	21-2
Games decided by 6-10 points	6-1
Games decided by 5 points or less	3-1
When Scoring First	20-1
Score 80 or more points	20-2
Score 70-79 points	7-1
Score 60-69 points	4-1
Score 50-59 points	0-0
Less than 50 points	0-0
Allow 80 or more points	1-4
Allow 70-79 points	7-0
Allow 60-69 points	8-0
Allow 50-59 points	11-0
Allow less than 50 points	3-0
Outshooting Opponent	28-3
Outshot by Opponent	2-1
Shoot 50% or above from the field	12-1
Shoot 46-49% from the field	5-2
Shoot 41-45% from the field	9-1
Shoot 36-40% from the field	4-0
Shoot 31-35% from the field	0-0
Shoot 30% or lower	0-0
Allow 50% shooting or above	0-1
Allow 46-49% shooting from the field	1-1
Allow 41-45% shooting from the field	5-2
Allow 36-40% shooting from the field	8-0
Allow 31-35% shooting from the field	15-0
Allow 30% shooting or lower	2-0
FT% better than opponent	22-3
FT% worse than opponent	7-1
FT% better than 90%	1-0
FT% 81-90%	9-2
FT% 71-80%	9-1
FT% 61-70%	6-1
FT% 60% or worse	5-0
Opponent FT% above 90%	0-0
Opponent FT% 81-90%	7-2
Opponent FT% 71-80%	6-2
Opponent FT% 61-70%	8-0
Opponent FT% 60% or worse	9-0
Make 8 or more three pointers	6-1
Between 6-7 three pointers	10-1
Between 4-5 three pointers	10-2
Less than 4 three pointers	3-0
Opponents Make 8 or more three pointers	6-0
Between 6-7 three pointers	7-1
Between 4-5 three pointers	12-0
Less than 4 three pointers	7-3
Outrebounding Opponent	29-1
Outrebounded by Opponent	1-3
Rebounds are Equal	0-0
Less turnovers than Opponent	12-0
More turnovers than Opponent	15-4
Turnovers are Equal	3-0
One player in double figures	0-0
Two players in double figures	1-0
Three players in double figures	6-1
Four players in double figures	13-2
Five players in double figures	9-1
All five starters in double figures	4-0
None	0-0
Leading with 10:00 minutes left	27-1
Trailing with 10:00 minutes left	2-3
Tied with 10:00 minutes left	1-0
Leading with 5:00 minutes left	27-1
Trailing with 5:00 minutes left	3-3
Tied with 5:00 minutes left	0-0
Leading with 1:00 minute left	27-0
Trailing with 1:00 minute left	0-4
Tied with 1:00 minute left	3-0
In overtime	4-0
On Monday	3-1
On Tuesday	2-0
On Wednesday	3-0
On Thursday	8-0
On Friday	5-0
On Saturday	1-1
On Sunday	8-2
In November	4-1
In December	8-0
In January	7-1
In February	6-1
In March	4-1
In April	0-0

the history of the league that six teams were ranked among the AP's top 25 (DU, NC, MD, BC, VT, NCS).

- When the rankings were released on Nov. 21, it was the first time since January 3, 2000 that three ACC squads were ranked among the top 10. That week, NC State (#3), UNC (#9) and Duke (#10) were the three squads rated among the top 10 in the Coaches Poll. Not since the final 1998 poll have three teams been ranked in the top 10 in the AP (#7 UNC, #8 Duke, #10 NC State).

**TERPS IN THE NCAA TOURNAMENT**

- Making its 15th NCAA Tournament appearance and third straight, Maryland is headed to the Sweet 16 for the first time since 1992. It is also the first time since 1991-93 the Terps have made three-consecutive trips to the Big Dance.
- In 15 NCAA appearances, the Terps have posted a 16-14 record all-time. En route to its sixth Sweet 16 in program history, Maryland has also reached the Final Four twice (1982 and 1989), while making four Elite Eight appearances.
- In 1989, the Terps earned their only No. 1 seed in program history. They have been a two seed five times, including this season. Maryland was also a No. 3 seed in 1983. The Terps have never been tabbed a four, five, 10 or 11 seed.
- In its three NCAA Tournament appearances under head coach Brenda Frese, the Terps improved from a 12 seed in 2003-04, to a No. 7 seed in 2004-05 and, finally, a No. 2 seed this season. Their third-straight second-round appearance marks the first time since 1990 the Terps had accomplished that feat. Maryland is the only No. 1 or No. 2 seed this season that was not in the tournament four years ago.
- A QUICK LOOK BACK:** Maryland reach the second round of the NCAA Tournament for the second-straight year, falling to No. 2-seed Ohio State, 75-65. A No. 7 seed, the Terps opened the tournament with a 65-55 victory over 10th-seeded Wisconsin-Green Bay. Maryland was hosting an NCAA Tournament game at home for the first time since 1993.

**TERPS VS. NCAA TOURNEY TEAMS**

- Maryland is 9-4 versus teams in this year's NCAA Tournament, with its only four losses coming to two No. 1 seeds and a No. 2 seed.
- Maryland has faced nine teams in the ACC Tournament, claiming wins over eight of those teams. Boston College fell victim to the Terps twice, while Michigan State, Virginia Tech, Coppin State, NC State and Florida State have each lost to Maryland once. Duke is the only team to win twice against Maryland, but the Terps snapped a 14-game losing streak to the Blue Devils in the semifinals of the ACC Tournament. Maryland handed North Carolina its only loss of the season, but the Tar Heels avenged that loss in the conference title game. Tennessee claimed the Paradise Jam title over the Terps back in November.

**ACC IN THE NCAA TOURNAMENT**

- The No. 1 conference in the nation, the ACC claimed seven NCAA Tournament berths, tying for the most this season. The Big East also had seven of its teams earn tournament bids.
- Duke and North Carolina claimed two of the four No. 1 seeds in the tournament. The Tar Heels are the top seed in the Cleveland Regional, while the Blue Devils are the top team in the Bridgeport Regional. The Terps are the No. 2 seed in the Albuquerque Regional, with Boston College garnering the eighth seed in the bracket. Virginia Tech was the seventh seed in the Bridgeport Regional, while fifth-seeded NC State and sixth-seeded Florida

**NATIONAL STATS**

According to Stats, Inc. (updated thru 3/21)

<b>Team</b>		
PPG	2nd	83.8
RPG	T5th	49.5
APG	17th	17.6
BPG	T12th	5.4
FGM/G	3rd	29.9
FGA/G	37th	62.1
FTM/G	1st	18.3
FTA/G	8th	24.5
3FGM/G	T70th	5.8
FG%	4th	.480
FT%	T27th	.747
3FG%	1st	.407

**Individual**

C. Langhorne	1st	.657 FG%
M. Coleman	5th*	.500 3FG%

\* min. 1.5 3FGM

According to NCAA (updated Mondays-3/12)

<b>Team</b>		
Scoring	2nd	83.6
Scoring Defense	187th	64.7
Scoring Margin	5th	18.9
Field Goal %	4th	48.1
FG Defense	46th	37.5
Free Throw %	27th	74.3
Rebound Margin	2nd	11.7
3PT FG/G	68th	5.8
3PT FG%	1st	41.4
W-L Percentage	8th	87.5
Assists Per Game	10th	17.4
Blocks Per Game	11th	5.5
Steals Per Game	262nd	7.2
TO Per Game	208th	18.3
Fouls Per Game	85th	16.5

**Individual**

L. Harper	27th	2.2 BPG
C. Langhorne	1st	.659 FG%

**RECORD BY LINEUP**

G - Doron, G - Newman, G - Toliver, F - Harper, C - Langhorne	2-0
G - Doron, G - Newman, G - Toliver, F - Perry, C - Langhorne	4-1
G - Doron, G - Newman, F - Carr, F - Perry, C - Langhorne	1-0
G - Doron, G - Newman, F - Coleman, F - Perry, C - Langhorne	12-1
G - Doron, G - Newman, G - Toliver, F - Harper, C - Langhorne	1-0
G - Doron, G - Toliver, F - Coleman, F - Harper, C - Langhorne	6-1
G - Doron, G - Toliver, F - Coleman, F - Perry, C - Langhorne	1-0
G - Doron, G - Toliver, F - Carr, F - Ross, C - Langhorne	1-0
G - Newman, G - Toliver, F - Coleman, F - Harper, C - Langhorne	3-0

State were in the San Antonio Regional.

- Six of the ACC's seven teams earning a bid advanced to the second round, with only NC State (San Antonio) being eliminated, falling to Tulsa, 71-61. In the second round, both Virginia Tech (Bridgeport) and Florida State (San Antonio) were knocked out, but four teams advanced to the Sweet 16, the most of any conference.
- The ACC, who has posted a 133-28 mark (82.6 percent) against non-conference opponents during the regular season, is 23-7 (.767) against non-conference NCAA Tournament teams.

**CLOSE CALLS**

- Maryland's seven-point victory over St. John's was not the first time this season the Terps have been in a nail biter. The Terps have played in 12 games this season decided by 10 points or less, winning 10 of those contests. Its only losses were a five-point setback to then-No. 1 Tennessee at the Paradise Jam and a 90-80 decision at then-No. 1 Duke on Feb. 13.
- To make things even more exciting, the Terps have also had four overtime contests, winning each of them.

**30-POINT GAMES**

- With her 30-point outing vs. St. John's, sophomore Crystal Langhorne has had three 30-point games this season, tying the school record. She has posted four 30-point performances in her career to date.
- Langhorne's 30-point game in the second round marks the fourth time in school history a Terrapin has scored at least 30 in an NCAA Tournament game. She is third player overall to accomplish that feat. Deanna Tate netted 32 points and 30 points in back-to-back tournament games in 1989. Vicky Bullett is the only other player in school history to score 30 in an NCAA Tournament game, dropping 33 vs. Ohio State in 1988.

**FRESE ONE OF FOUR NAISMITH FINALISTS**

- In her fourth season at the Terrapin helm, head coach Brenda Frese was named one of four finalists for the Naismith Award Women's Coach of the Year, the Atlanta Tipoff Club recently announced. Also among the finalists are LSU's Pokey Chatman, Ohio State's Jim Foster and North Carolina's Sylvia Hatchell.
- Frese has accomplished something no other coach has done this season, guiding her Terps to a win over North Carolina, the Tar Heels' only loss of the season. She has also mentored Maryland to a school record 30 wins while also guiding Maryland to its first Sweet Sixteen since 1992.
- In her first season in College Park, Frese's squad had won just 10 games. Four years later, she has lured three-straight top 10 recruiting classes, including two in the top five. The Terps are the only No. 1 or No. 2 seed in this year's tournament that was not in the postseason four years ago. The 2002 AP Coach of the Year, her teams have made 43 appearances in the AP poll (at Maryland and Minnesota), ranking 40th among active head coaches in the NCAA.

**LANGHORNE A KODAK/WBCA ALL-AMERICAN FINALIST**

- Sophomore Crystal Langhorne is one of 48 finalists for the 10-member Kodak/WBCA All-American Team, which was announced today by the Women's Basketball Coaches Association (WBCA). The top six players from eight regions were voted on by WBCA member coaches.
- The top six players in Region II are all ACC players, including Monique Currie and Lindsay Harding from Duke, Tamara James from Miami, and Erlana Larkins and Ivory Latta from North Carolina.
- Langhorne is also a finalist for the Wooden Award, presented to the nation's top women's basketball player.

**LANGHORNE A WOODEN AWARD FINALIST**

- Sophomore Crystal Langhorne was one of 18 student-athletes who have been placed on the final voting ballot for the John R. Wooden Award, presented to the nation's top collegiate player, and the Wooden All-American team. The winner will be announced on Saturday, April 8 on CBS.
- Langhorne leads the nation in field goal shooting (65.7 percent) and was recently named first team All-ACC and was a first team All-ACC Tournament pick for the second-straight year. She helped the Terps reach the finals of the conference tournament, which included a 78-70 victory over then-No. 2 Duke in the semifinals, also snapping a 14-game losing streak to the Blue Devils.
- Langhorne also leads the ACC with 13 double-doubles on the season and has been named ACC Player of the Week twice this season. Langhorne was also the 2005 ACC Rookie of the Year.



Crystal Langhorne  
Wooden Award & Kodak/WBCA All-American Finalist  
1st Team All-ACC & 1st Team All-ACC Tourn.

**2006 ACC HONORS**

**ALL-ACC TEAMS**

**First Team (1st Team Votes)**

Monique Currie, Duke (70*)	210
Ivory Latta, North Carolina (70*)	210
<b>CRYSTAL LANGHORNE, MARYLAND (65)</b>	<b>205</b>
Tamara James, Miami (57)	192
Erlana Larkins, North Carolina (31)	163
*unanimous 1st-team selection	

**Second Team**

Brooke Quennan, Boston College	114
Mistie Williams, Duke	110
<b>MARISSA COLEMAN, MARYLAND</b>	<b>108</b>
<b>SHAY DORON, MARYLAND</b>	<b>98</b>
Lindsey Harding, Duke	88

**Third Team**

Cotelia Bond-Young, Wake Forest	86
Alicia Gladden, Florida State	78
Camille Little, North Carolina	65
Kerri Gardin, Virginia Tech	61
Sharnae' Zoll, Virginia	56

**Honorable Mention**

Renee Taylor, Miami	53
Tiffany Stansbury, NC State	41

**ALL-FRESHMAN**

Marissa Coleman, Maryland (unanimous)	70
Deirdre Naughton, Wake Forest	65
Abby Waner, Duke	62
Kristi Toliver, Maryland	61
Britany Miller, Florida State	40

**Honorable Mention All-Freshman**

Lyndra Littles, Virginia	22
Rashanda McCants, North Carolina	18

**Player of the Year**

Ivory Latta, North Carolina

**Rookie of the Year**

Marissa Coleman, Maryland (61 of 70 votes)

**Coach of the Year of the Year**

Sylvia Hatchell, North Carolina

**ACC PRESEASON PICKS**

**2005-06 Preseason Poll**

1. Duke (30)	470
2. North Carolina (10)	446
3. <b>MARYLAND</b>	<b>394</b>
4. NC State	352
5. Boston College	302
6. Florida State	256
7. Virginia Tech	214
8. Virginia	188
9. Wake Forest	166
10. Georgia Tech	152
11. Miami	126
12. Clemson	54

**Preseason Player of the Year**

Monique Currie, Duke

**Preseason Rookie of the Year**

Abby Waner, Duke

**Preseason All-ACC**

Monique Currie, Duke

**SHAY DORON, MARYLAND**

Tamara James, Miami

**CRYSTAL LANGHORNE, MARYLAND**

Erlana Larkins, North Carolina

Ivory Latta, North Carolina

DOUBLE-DOUBLES

CAREER (current players only)

<b>Charmaine Carr (1)</b>		
11/29/02	vs. Rider	14 pts., 11 reb.
<b>Marissa Coleman (7)</b>		
12/1/05	vs. Appalachian State	17 pts., 10 reb.
12/22/05	at George Mason	20 pts., 10 reb.
12/30/05	Furman	16 pts., 10 reb.
1/26/06	Georgia Tech	18 pts., 10 reb.
2/1/06	Miami	10 pts., 12 reb.
2/19/06	at NC State	10 pts., 10 reb.
3/5/06	vs. #2/2 Duke	16 pts., 13 reb.
<b>Shay Doron (2)</b>		
12/7/05	at Monmouth	17 pts., 10 asst.
12/11/05	Arizona	12 pts., 13 asst.
<b>Kalika France (2)</b>		
1/2/04	vs. NC State	19 pts., 10 reb.
12/30/04	vs. Marshall	11 pts., 10 reb.
<b>Laura Harper (8)</b>		
11/21/04	vs. Siena	12 pts., 14 reb.
11/26/04	vs. #2/2 LSU	17 pts., 16 reb.
12/7/04	vs. St. Bonaventure	10 pts., 10 reb.
11/25/05	vs. #2/1 Tennessee	13 pts., 12 reb.
12/30/05	Furman	13 pts., 10 reb.
2/5/06	Virginia	17 pts., 10 reb.
2/16/06	#18/20 Boston College	14 pts., 10 reb.
3/19/06	vs. Sacred Heart (NCAAs)	16 pts., 13 reb.
<b>Crystal Langhorne (31)</b>		
11/30/04	vs. Loyola	14 pts., 10 reb.
12/4/04	at Xavier	18 pts., 11 reb.
12/7/04	vs. St. Bonaventure	12 pts., 10 reb.
12/30/04	vs. Massachusetts	26 pts., 10 reb.
1/9/05	vs. # 5/4 North Carolina	23 pts., 14 reb.
1/13/05	at Georgia Tech	14 pts., 15 reb.
1/20/05	vs. Virginia	16 pts., 17 reb.
1/23/05	vs. NC State	13 pts., 19 reb.
1/29/05	at Arizona	20 pts., 16 reb.
2/6/05	at Clemson	12 pts., 13 reb.
2/17/05	at Miami	29 pts., 22 reb.

2/20/05	at Virginia	11 pts., 12 reb.
2/24/05	Virginia Tech	19 pts., 16 reb.
2/28/05	Northern Colorado	31 pts., 11 reb.
3/4/05	vs. Clemson (ACC Tourn.)	24 pts., 16 reb.
3/5/05	vs. #19/21 NC State (ACCs)	23 pts., 17 reb.
3/20/05	vs. #24/21 UW-Green Bay (NCAA)	16 pts., 10 reb.
3/22/05	vs. #8/7 Ohio State (NCAA)	22 pts., 16 reb.
11/18/05	at Siena	13 pts., 10 reb.
11/24/05	vs. #9/9 Michigan State	10 pts., 12 reb.
11/25/05	vs. #2/1 Tennessee	19 pts., 11 reb.
12/4/05	Mount St. Mary's	30 pts., 10 reb.
12/11/05	Arizona	15 pts., 11 reb.
12/29/05	Central Connecticut State	22 pts., 10 reb.
1/5/06	at #19/21 Boston College	24 pts., 13 reb.
1/16/06	Florida State	12 pts., 19 reb.
1/23/06	at #25/24 Virginia Tech	21 pts., 12 reb.
1/29/06	at Wake Forest	34 pts., 14 reb.
2/1/06	Miami	10 pts., 12 reb.
2/23/06	Clemson	16 pts., 10 reb.
3/5/05	vs. #2/2 Duke	13 pts., 10 reb.
<b>Jade Perry (4)</b>		
12/1/05	Appalachian State	16 pts., 16 reb.
12/4/05	Mount St. Mary's	23 pts., 13 reb.
1/2/06	Manhattan	17 pts., 10 reb.
3/19/06	vs. Sacred Heart (NCAAs)	20 pts., 10 reb.
<b>Angel Ross (3)</b>		
11/29/02	vs. Rider	19 pts., 13 reb.
12/15/02	vs. Coppin State	10 pts., 10 reb.
12/28/02	vs. Cleveland State	16 pts., 15 reb.
<b>Kristi Toliver (2)</b>		
12/1/05	vs. Appalachian State	17 pts., 11 asst.
1/20/06	at Virginia	12 pts., 10 asst.

2005-06

<b>Marissa Coleman (7)</b>		
12/1/05	vs. Appalachian State	17 pts., 10 reb.
12/22/05	at George Mason	20 pts., 10 reb.
12/30/05	Furman	16 pts., 10 reb.

1/26/06	Georgia Tech	18 pts., 10 reb.
2/1/06	Miami	10 pts., 12 reb.
2/19/06	at NC State	10 pts., 10 reb.
3/5/06	vs. #2/2 Duke	16 pts., 13 reb.
<b>Shay Doron (2)</b>		
12/7/05	at Monmouth	17 pts., 10 asst.
12/11/05	Arizona	12 pts., 13 asst.
<b>Laura Harper (5)</b>		
11/25/05	vs. #2/1 Tennessee	13 pts., 12 reb.
12/30/05	Furman	13 pts., 10 reb.
2/5/06	Virginia	17 pts., 10 reb.
2/16/06	#18/20 Boston College	14 pts., 10 reb.
3/19/06	vs. Sacred Heart (NCAAs)	16 pts., 13 reb.
<b>Crystal Langhorne (13)</b>		
11/18/05	at Siena	13 pts., 10 reb.
11/24/05	vs. #9/9 Michigan State	10 pts., 12 reb.
11/25/05	vs. #2/1 Tennessee	19 pts., 11 reb.
12/4/05	Mount St. Mary's	30 pts., 10 reb.
12/11/05	Arizona	15 pts., 11 reb.
12/29/05	Central Connecticut State	22 pts., 10 reb.
1/5/06	at #19/21 Boston College	24 pts., 13 reb.
1/16/06	Florida State	12 pts., 19 reb.
1/23/06	at #25/24 Virginia Tech	21 pts., 12 reb.
1/29/06	at Wake Forest	34 pts., 14 reb.
2/1/06	Miami	10 pts., 12 reb.
2/23/06	Clemson	16 pts., 10 reb.
3/5/06	vs. #2/2 Duke	13 pts., 10 reb.
<b>Jade Perry (4)</b>		
12/1/05	vs. Appalachian State	16 pts., 16 reb.
12/4/05	Mount St. Mary's	23 pts., 13 reb.
1/2/06	Manhattan	17 pts., 10 reb.
3/19/06	vs. Sacred Heart (NCAAs)	20 pts., 10 reb.
<b>Kristi Toliver (2)</b>		
12/1/05	vs. Appalachian State	17 pts., 11 asst.
1/20/06	at Virginia	12 pts., 10 asst.

- Langhorne is one of three ACC players on the ballot. She is joined by Duke's Monique Currie and North Carolina's Ivory Latta.

MORE NCAA HISTORY

- Maryland's 41-point win over Sacred Heart in the first round at the Bryce Jordan Center was the program's largest ever in an NCAA Tournament game.

THREE TERPS GARNER ALL-TOURNAMENT NODS

- After its run to the championship game, three Terrapins were voted All-ACC Tournament, the most since 1993, with two being selected to the first team.
- Sophomore Crystal Langhorne and freshman Marissa Coleman were honored as first team performers while sophomore Jade Perry received a second team nod.
- Langhorne earned first team all-tournament honors for the second time. In helping Maryland to its first ACC finals in 13 years, she averaged 15.0 points and 8.0 rebounds per game, while shooting 62.5 percent from the floor. She also had a double-double in the upset of then-No.2 Duke and a 20-point outing vs. Georgia Tech.
- Coleman was the only freshman to earn all-tournament honors, averaging 14.3 points and 9.0 rebounds over the three games. She reached double figures in every game, she also had a double-double in the upset of the Blue Devils.
- Perry garnered ACC honors for the first time in her career. Going 10-for-16 over the three games, she led the Terps in scoring with 18 points vs. No. 1 North Carolina, 14 of those coming in the first half.

COLEMAN TABBED ROOKIE OF THE YEAR

- Earning 61 of 70 votes, Maryland's Marissa Coleman was named the ACC's Rookie of the Year, the second-straight year a Terp has earned the award.
- Coleman is a five-time Rookie of the Week, tying a school record set by teammate Crystal Langhorne and the most of any league freshman. She is the ACC's second-highest scoring rookie (14.2), while leading all rookies in rebounding (7.7) and blocks (1.42), and is third in assists (3.09). Coleman ranks in the top


15 in the ACC in seven different statistical categories overall.

- Coleman has posted eight 20-point games, including scoring a career-high 23 in the upset of then-No. 1 North Carolina. She has also had seven double-doubles on the season, tallying nine double-figure rebounding efforts.
- Coleman is the fifth player in school history to earn ACC Rookie of the Year honors. It is the first time since 1987 and 1988 that a pair of Terps have garnered the award in back-to-back years.

THREE TERPS NAMED TO ALL-ACC SQUAD

- For the first time in 17 years, three Terrapins were selected to the All-ACC squad, led by sophomore Crystal Langhorne's first-team selection. Junior Shay Doron and freshman Marissa Coleman were both named to the second team. Coleman was the only freshman to be named All-ACC.

- Langhorne garners All-ACC honors for the second straight year. The nation's leading shooter (65.7 percent), she is third in the ACC in scoring and second in rebounding. She also leads the conference with 13 double-doubles, picking up the 30th of her career in the conference finale vs. Clemson and posting 31 overall, the most of any active conference player. Langhorne is a two-time conference player of the week honoree. She



Marissa Coleman  
ACC Rookie of the Year  
2nd Team All-ACC, 1st Team All-ACC Tourn.

scored a career-high 34 points in the overtime victory at Wake Forest and grabbed a season-high 19 boards against Florida State.

- Doron is the second player in school history to earn All-ACC nods three times. She is third on the team in scoring and 11th in the ACC. She also ranks seventh in the league in three-point shooting (40.6 percent), better than a 100-percentage point improvement from last season (nearly 29 percent). Doron is also fifth in the ACC in free throw shooting (.834), eighth in assists (4.06) and 13th in three-point field goals made (1.59).
- Coleman is only the third freshman in school history to earn All-ACC nods, following in the footsteps of teammates Shay Doron and Crystal Langhorne. An all-around player, Coleman is ranked in seven different statistical categories in the ACC, leading the conference with 50.0 percent three-point shooting percentage. Ranked second on the team in scoring, she has recorded eight 20-point games, including a career-high 23 points in the upset of then-No. 1 North Carolina.

**COLEMAN, TOLIVER RECEIVE ALL-ROOKIE NODS**

- Marissa Coleman and Kristi Toliver were selected as two of the top five freshmen in the league, earning a spot on the ACC All-Freshman team.
- The 2006 ACC Rookie of the Year, Coleman was named ACC Rookie of the Week a league-best five times, which also ties a school record. Toliver earned the weekly nod twice, giving Maryland seven Rookie of the Week selections this season, also a school record.
- It marks the fourth-straight season the Terps have had at least one player on the all-freshman team and two player in two of the last three seasons.

**TERPS LEAD THE NATION IN TWO CATEGORIES; LANGHORNE NATION'S SHOOTING LEADER**

- According to the NCAA's statistical rankings (as of March 12), Maryland has the best rebounding margin in the country at +12.4 rpg and boasts the best three-point shooting percentage at 40.7 percent, while ranking in the top five in five different categories overall.
- The Terps have led the nation in rebounding margin for most of the season, also posting the best rebounding margin since the first year of the program (+16.3). Their accuracy from behind the three-point line is a school record.
- Maryland is also second in the nation in scoring (83.8 ppg) and boasts a 48.0 percent shooting from the floor which ranks fourth. The Terps' 19.2 scoring margin is fifth.
- Maryland is also in the top 15 in the country in assists per game (7th - 17.6) and blocks per game (12th - 5.4).
- Sophomore Crystal Langhorne is leading the nation in shooting percentage, knocking down 65.7 of her attempts.
- Also according to Stats, Inc. (as of Mar. 21), freshman Marissa Coleman's 50.0 percent shooting from three is fourth-best in the nation. Coleman's percent three-point shooting is not ranked among the NCAA's stats because it does not meeting the minimum of 2.00 three-point field goals made per game.
- A full listing of the team's statistical rankings are listed in the box on the right.

**TERPS WIN A SCHOOL-RECORD 30; BREAK OTHER MARKS**

- Aside from the individual records that have been broken and will be broken this season, the Terps have also reset a number of team benchmarks and are on track to break others.
- With its second-round NCAA Tournament win, the Terps won their school-record 30th game of the season, breaking the mark set in 1988-89. They have played a school-record 34 games this season.
- With its win over Clemson, Maryland captured its 14th home victory of the season, breaking the previous mark of 13 set in 1987-88, and ended the regular season with 15 home wins.
- The Terps also broke the school's free throw record against Clemson, making 623, to date, breaking the mark set in 1991-92. In its ACC Tournament quarterfinal win, Maryland topped its team record for three-point attempts.
- Maryland already broke the team's blocks record (155, set in 1979-80) and has 184 so far this season. Its 197 three-point field goals are the most ever made in school history, breaking the mark set two seasons ago (156 in 2003-04).
- The team's 90 percent road winning percentage is the best in school history. Maryland is also on pace to break the all-time three-point shooting record and free throw percentage mark.

**SINGLE-SEASON TEAM RECORDS**

	Record Entering '05-06	'05-06
Wins	29, '88-89	<b>30</b>
Winning %	.906 (29-3) '88-89	.882
Home Wins	13, '87-88	<b>15</b>
Road Winning %	.846 (11-2), '88-89	<b>.900 (9-1)</b>
Games Played	32, four times	<b>34</b>
Overtime Games	2, twice	<b>4</b>
Overtime Wins	1, 10 times	<b>4</b>
Points	2,780, '77-78	2,850
Margin of Victory	22.7, '75-76	19.2
3-PT FG	156, '03-04	<b>197</b>
3-PT FGA	424, '03-04	<b>484</b>
3-PT FG%	.403 (29-72), '88-89	<b>.407</b>
Free Throws	509, '91-92	<b>623</b>
FT Attempts	730, '91-92	<b>834</b>
FT%	.732 (435-594), '81-82	<b>.747</b>
Blocks	155 '79-80	<b>184</b>

*Bold Italic* indicates new school record

**ACC HONORS (CONT'D)**

**ALL-ACC TOURNAMENT**

<b>First Team</b>	
Ivory Latta (MVP)	North Carolina
Erlana Larkins	North Carolina
Camille Little	North Carolina
<b>MARISSA COLEMAN</b>	<b>MARYLAND</b>
<b>CRYSTAL LANGHORNE</b>	<b>MARYLAND</b>
<b>Second Team</b>	
Monique Currie	Duke
Stephanie Higgs	Georgia Tech
Marquetta Dickens	NC State
<b>JADE PERRY</b>	<b>MARYLAND</b>
La'Tangela Atkinson	North Carolina

**AEROPOSTALE PLAYER OF THE GAME**

Presented to a player in each of the 11 ACC Tournament games. \$1,000 was donated to the "Friends for an Earlier Breast Cancer Test" on behalf of the ACC Women's Basketball Tournament.

<b>GAME 8:</b>	Maryland vs. Georgia Tech	Crystal Langhorne
<b>GAME 10:</b>	Maryland vs. Duke	Marissa Coleman

**ACC TOP ATTENDANCES**

**Top Five Attendance Marks:**

- 17,243 Feb. 13, 2005  
Maryland vs. Duke (Comcast Center)
- 16,097 Jan. 8, 2006  
Maryland vs. Duke (Comcast Center)
- 14,500 Feb. 12, 1992  
Maryland vs. Virginia (Cole Field House)
- 13,446 Feb. 22, 2004  
Maryland vs. Duke (Comcast Center)
- 11,520 Jan. 12, 1991  
NC State vs. Virginia (Reynolds Coliseum)

**TERPS ON THE TUBE**

Maryland has been on TV 12 times this season, including nationally televised broadcasts at the Paradise Jam, at Duke and in the NCAA Tournament. Games televised on the Regional Sports Network air on Comcast SportsNet, Fox Sports South and Sun Sports. The Terps' TV schedule is listed below.

Day	Date	Game	TV	Time
Thur.	Nov. 24	vs. Gonzaga	FCS	W, 88-50
Sun.	Jan. 8	Duke	RSN	L, 68-86
Mon.	Jan. 16	Florida State	RSN	W, 75-57
Fri.	Jan. 20	at Virginia	RSN W,	84-74 OT
Mon.	Jan. 23	at Virginia Tech	RSN	W, 68-62
Mon.	Feb. 13	at Duke	ESPN2	L, 80-90
Sun.	Feb. 19	at NC State	RSN	W, 65-57
Fri.	Mar. 3	vs. Georgia Tech	RSN	W, 71-66
Sat.	Mar. 4	vs. Duke	FSN	W, 78-70
Sun.	Mar. 5	vs. N. Carolina	FSN	L, 80-91
Sun.	Mar. 19	vs. Sacred Heart	ESPN	W, 95-54
Tue.	Mar. 21	vs. St. John's	ESPN2	W, 81-74

RSN - Regional Sports Network (Comcast SportsNet, Fox Sports South, Sun Sports); ESPN/ESPN2 - national. FCS - Fox College Sports - national.

30-POINT GAMES

By Point Total

- 39 Shay Doron at Florida State, 1/16/05
- 39 Dafne Lee at Wake Forest, 2/16/90
- 39 Kris Kirchner vs. LaSalle, 2/14/80
- 37 Shay Doron vs. North Carolina, 1/9/05
- 36 Vicky Bullett at Penn State, 1/14/87
- 34 Crystal Langhorne at Wake Forest, 1/29/06
- 34 Tara Heiss at Delaware, 1/24/76
- 33 Crystal Langhorne vs. No. Colorado, 2/28/05
- 33 Vicky Bullett vs. Ohio State, 3/24/88\*
- 33 Marcia Richardson at Drake, 11/27/82
- 32 Shay Doron at Wake Forest, 1/9/04
- 32 Renneika Razor at Penn State, 12/4/02
- 32 Marché Strickland vs. Georgia Tech, 1/23/00
- 32 Branka Bogunovic vs. Western Michigan, 12/2/98
- 32 Deanna Tate at Texas, 3/25/89\*
- 32 Carla Holmes at Virginia, 2/15/89
- 32 Vicky Bullett vs. Penn State, 2/24/88
- 32 Vicky Bullett vs. Illinois, 12/29/87
- 32 Deanna Tate vs. North Carolina, 3/3/86
- 32 Marcia Richardson at NC State, 2/18/84
- 31 Deedee Warley vs. Morgan State, 2/3/99
- 31 Vicky Bullett vs. Duke, 2/4/89
- 31 Deanna Tate at Long Beach State, 12/27/88
- 31 Debbie Lytle vs. NC State, 2/14/81
- 31 Kris Kirchner vs. Howard, 12/1/79
- 31 Tara Heiss vs. Immaculata, 3/7/78
- 30 Crystal Langhorne vs. St. John's, 3/21/06\*
- 30 Crystal Langhorne vs. Mount St. Mary's, 12/4/05
- 30 Deanna Tate at Stephen F. Austin, 3/23/89\*
- 30 Vicky Bullett vs. NC State, 3/6/89
- 30 Edna Campbell at North Carolina, 2/21/87
- 30 Edna Campbell vs. Wake Forest, 2/10/87
- 30 Vicky Bullett at Clemson, 2/7/87
- 30 Marcia Richardson at North Carolina, 1/7/84
- 30 Marcia Richardson at Howard, 12/1/82
- 30 Kris Kirchner vs. Wayland Baptist, 3/23/78
- 30 Tara Heiss at NC State, 1/28/78
- 30 Mary Briese vs. Old Dominion, 1/21/76

\* NCAA Tournament game

By Player (Years at Maryland)


- 7 Vicky Bullett (1986-89)
- 4 Crystal Langhorne (2004-present)
- Marcia Richardson (1981-84)
- Deanna Tate (1986-89)
- 3 Shay Doron (2003-present)
- Tara Heiss (1975-78)
- Kris Kirchner (1978-80)
- 2 Edna Campbell (1987-88)
- 1 Branka Bogunovic (1997-00)
- Mary Briese (1975-78)
- Carla Holmes (1988-91)
- Dafne Lee (1989-92)
- Debbie Lytle (1980-1983)
- Marché Strickland (1999-02)
- Deedee Warley (1999-00)

In a Season (Year)

- 3 Crystal Langhorne (2005-06)
- Deanna Tate (1988-89)
- Vicky Bullett (1987-88)
- 2 Shay Doron (2004-05)
- Vicky Bullett (1988-89)
- Vicky Bullett (1986-87)
- Edna Campbell (1986-87)
- Marcia Richardson (1983-84)
- Marcia Richardson (1982-83)
- Kris Kirchner (1979-80)
- Tara Heiss (1977-78)

TWO TERPS REACH 1000

- Sophomore Crystal Langhorne and junior Shay Doron both scored their 1,000th career-point this season and both were the fastest in school history to get there.
- Langhorne reached the 1,000 point mark in her 60th-career contest against Clemson, needing the fewest number of games of any player in school history to get to that milestone. She broke Doron's record set earlier this season. Doron reached 1,000 points in her 64th-career game against Xavier, breaking the previous mark of 68 games set by Deanna Tate set in 1988.
- Doron became the 21st player in school history to get to 1,000. With her 26-point outing vs. Miami, she cracked the top 15 all-time and is eighth all-time with 1,444 points.
- Langhorne currently stands at 1,116 career-points and is 20th on Maryland's career charts. She was the 22nd player in school history to score 1,000 points, the first sophomore in school history to reach the milestone. She also become only the 14th player in school history to score 1,000 points and collect 500 rebounds.



Shay Doron  
2nd Team All-ACC

LANGHORNE JOINS 1000-500 CLUB

- Sophomore Crystal Langhorne is only the 14th player in school history to have 1,000 points and collect 500 rebounds, joining the 1000 point-500 rebound club when she tallied her 1,000 point against Clemson.
- With her first rebound at Virginia Tech, Langhorne became the 21st person in school history to grab 500 career boards. She now has 630 rebounds to her name, ranking 12th on Maryland's all-time career rebounds list.

500 BACK-TO-BACK

- Sophomore Crystal Langhorne has scored over 500 points for the second year in a row, making her only the second player in school history to do so and the first since 1989.
- The only other Terrapin to post back-to-back 500-point seasons is Vicky Bullett. An All-American, Bullett tallied 581 points as a junior in 1988 and then netted a school-record 686 points during her senior campaign in 1989.

20-POINT SCORERS

- There is no doubt Maryland has had balanced scoring all season, with over 76 percent of its games featuring at least four double-figure scorers. The Terps have also had six different players score at least 20 points in a game, the most of any team in the ACC.
- North Carolina, Virginia and NC State have had five different players score at least 20 points, while Duke, the highest scoring team in the nation, has only had two different players tally 20. Clemson only had one player score 20 points this season.

DORON AMONG ACC ALL-TIME TOP FT SHOOTERS

- Having broken the school record for career free throws, making the 402nd of her career, Shay Doron also ranks 14th in the ACC's career record books. Doron is one of two active players on the career list. Duke's Monique Currie is currently third with 521 makes from the charity stripe.

COLEMAN FEATURED IN ACC FRESHMAN RECORDS

- Maryland's Marissa Coleman has made her way into the ACC's all-time freshman record books. Her 11 double-figure rebounding games are tied for the third-most by an ACC freshman all-time, while her 26 double-figure scoring games are also tied for third. Coleman has posted 47 blocks this season, which ranks in a tie for seventh among all-time conference rookies, while her 52 three-pointers made are eighth.

TERP WINS OVER NO. 1'S

- With their upset over No. 1 North Carolina, it was the fourth time in school history the Terps had taken down a No. 1 team.
- Maryland's first win over a No. 1 team was in 1977-78

OVERTIME BREAKDOWN

TERPS											
	FG	3FG	FT	R	A	TO	B	St	Pts		
BC	3-7	1-2	3-4	6	1	0	2	0	10		
UVA	5-6	0-0	5-6	6	4	0	1	0	15		
WF	5-9	0-0	5-7	8	2	0	0	0	15		
UNC	4-7	1-2	6-8	4	2	0	0	1	15		
<b>Totals</b>	<b>17-29</b>	<b>2-4</b>	<b>19-25</b>	<b>24</b>	<b>9</b>	<b>0</b>	<b>3</b>	<b>1</b>	<b>55</b>		
	.586	.500	.760	6.0	2.3	0.0	0.8	0.3	13.8		

OPPONENTS											
	FG	3FG	FT	R	A	TO	B	St	Pts		
BC	2-7	2-5	1-2	3	1	0	1	0	7		
UVA	1-8	1-3	2-2	2	1	1	0	0	5		
WF	2-8	0-2	2-2	3	1	0	0	0	6		
UNC	4-7	2-5	2-4	4	0	2	0	0	12		
<b>Totals</b>	<b>9-30</b>	<b>5-15</b>	<b>7-10</b>	<b>12</b>	<b>3</b>	<b>3</b>	<b>1</b>	<b>0</b>	<b>30</b>		
	.300	.333	.700	3.0	0.8	0.8	0.3	0.0	7.5		

when it topped Tennessee, 75-69, in the AIAW Regionals in Cleveland, Miss. Fourteen years later, Maryland traveled to Charlottesville, Va., and upset ACC foe Virginia, 67-65, on Jan. 15, 1992. The following season, the Terps took down the No. 1 Lady Vols, again, 77-72, on Dec. 30, 1992, in Cole Field House.

- The Terps' victories over No. 1 Tennessee and No. 1 Virginia both happened in the same calendar year.

**TAKING ON NO. 1... ALL OF THEM**

- Maryland has faced the No. 1 ranked team in the nation four times this season and is 1-3 against those teams (ranking is at the time of the meeting and in either poll).
- The Terps faced their first No. 1 challenger at the Paradise Jam, when Tennessee, who was tabbed No. 1 in the coaches poll, battled Maryland for the Paradise Jam title. The Terps' second shot at No. 1 came two months later and they were more successful the next time. Maryland took down North Carolina, who was No. 1 in both polls, on Feb. 9, handing the Tar Heels their only loss of the season. After that win, Duke was bumped up to No. 1 in the Associated Press poll just days later... which turned out to be the Terps' next opponent. Maryland fell to the No. 1 Blue Devils, and did not get another chance to dethrone a No. 1 until the ACC Tournament Championship game. In a rematch of the Terps-Heels regular season game, UNC, tabbed No. 1 again, claimed the conference title over the Terps on March 5.
- Maryland is one of just two teams in the country to face the only three teams in the nation to be ranked No. 1 this season. Old Dominion is the only other team to have player the Tar Heels, Blue Devils and Lady Vols this season.

**TERPS AGAINST RANKED OPPONENTS**

- Maryland is 6-4 against teams ranked in the top 25 in the polls at the time of the meeting, the most wins over ranked teams since 1992-93. Seven of those 10 games came against teams ranked in the top 10.
- All four of Maryland's losses were to teams ranked No. 1 or No. 2 at the time of the meeting.

**TERPS TAKE DOWN LAST UNDEFEATED TEAM AND NO. 1 UNC**

- On Feb. 9, Maryland took down the last undefeated team in college basketball - men's and women's - upsetting No. 1 North Carolina, 98-95, in overtime in Carmichael Auditorium, ending UNC's 30-game home win streak.
- The Terps used a 16-5 run in the second half to get to 78-75 after trailing 70-56. In the final seconds and down just three points, sophomore Ashleigh Newman picked up a rebound and nailed a three-pointer from five feet behind the line, tying the contest and forcing an overtime. Heading into the game, Newman was just 1-for-13 from three-point range over her last three games. Freshman Marissa Coleman scored the first five points of the overtime, including an off-balanced three pointer, then stayed in front down the stretch. UNC's Ivory Latta had a chance to tie the game with just seconds left in the extra period and down 98-95. However, junior Shay Doron blocked the shot, which fell way short, and sealed the upset for the Terps.
- Five players reached double figures led by sophomore Crystal Langhorne's 25 points and eight rebounds. Coleman contributed 23 points and was one rebound shy of a double-double.
- The win over the No. 1/1 Tar Heels was the first time since Dec. 30, 1992-93 the Terps had knocked off a No. 1-ranked opponent. On that day, Maryland topped No. Tennessee, 77-72.

**PLAY LIKE ITS OVERTIME**


- Maryland has won four overtime games this season, all on the road. Each time, the Terps have stepped up in the extra five minutes to put its opponent away to go home with the win.
- In the overtime period, Maryland has shot 58.6 percent from the field and 50 percent from three-point range. It has also hauled down double the rebounds as its opponents and dished out three times the assists. The Terps have also made 15 more trips to the charity stripe in its four OT periods, knocking down 76 percent of their attempts.
- Maryland has only trailed once in the overtime against Boston College.

**EXTRA TIME**

- In the 35-year history of the Maryland women's basketball program, the Terps have played in just 22 overtime games, going 14-8 in those games, including four overtime victories this season at Boston College, at Virginia, at Wake Forest and North Carolina.
- It is the first time in the history of the program the team has played in four extra period games in one season. Prior to this season, the Terps had only ever won one overtime game in a season.
- Under head coach Brenda Frese, Maryland is 7-1 in overtime games in her four seasons at the helm.

**20-WIN SEASONS**

- Maryland posted its 20th win of the season against Miami on Feb. 1, the first time since 1991-92 and 1992-93 that it has had back-to-back 20-win seasons. The Terps victory over No. 1 North Carolina was their 22nd of the season, matching their win total from last year. Their 26 regular-season victories are the most in school history and tied the overall record of 29 wins vs. Sacred Heart in the first round of the NCAA Tournament.
- It is the 12th time in the history of the program Maryland has notched 20-win campaigns and the second under head coach Brenda Frese.



**SENIORS HONORED**

- Seniors Charmaine Carr and Angel Ross were both honored on Sunday during the annual Senior Day ceremony. Both played in their final regular-season contest in a Maryland uniform vs. Northern Colorado.
- Carr and Ross are the first four-year class under head coach Brenda Frese. The three arrived at Maryland during the 2002-03 campaign. Carr and Ross have been first-hand witnesses to the Terps' amazing turnaround. During their first season, Maryland won just 10 games, including just four ACC games. They'll end their careers as members of a top-three nationally ranked squad who challenged for the ACC crown, earned a No. 2 seed and are contending for an NCAA title.

**SPREADING THE WEALTH**

- Heading into the 2005-06 season, head coach Brenda Frese knew she had many offensive weapons and it has been apparent in the box score every night.
- At least four Terrapins have reached double-digit scoring in all but eight games (76.5 percent of games), including three when six scored in double figures and eight times when five did so. Most recently, all five starters reached double figures in the upset win over No. 1 North Carolina.
- Five Terrapins are averaging in double figures, led by sophomore Crystal Langhorne's 16.7 points per game. The Terps' 83.8 ppg is the second-highest scoring average in the nation.

**STARTING YOUNG**

- Maryland had already boasted one of the youngest lineups in the ACC, but in the ACC Tournament, head coach Brenda Frese went even younger.
- After missing a couple of practices because of a deep thigh bruise, junior Shay

<b>6 IN DOUBLE FIGURES (3)</b>	
11/18	at Siena
12/1	vs. Appalachian State
12/11	vs. Arizona
<b>5 IN DOUBLE FIGURES (8)</b>	
11/25	vs. Michigan State
11/26	vs. Tennessee
12/29	vs. Central Conn. St.
12/30	vs. Furman
1/2	vs. Manhattan
1/16	vs. Florida State
2/5	vs. Virginia
2/9	at North Carolina
<b>ALL FIVE STARTERS (5)</b>	
11/18	vs. Siena
12/1	vs. Appalachian State
12/11	vs. Arizona
2/5	vs. Virginia
2/9	at North Carolina
<b># OF GAMES WITH FOUR IN DOUBLE DIGITS</b>	
26 of 34 games (76.5%)	

Doron was moved to the bench for the ACC Tournament, leaving the door open for an underclassmen to start. In all three games of the conference tournament, the Terps fielded three sophomores and two freshmen, leading the Terps to the ACC Title game.

- The Terps' underclassmen have made 126 starts are the most for any conference team. The next youngest lineup in the conference are Wake Forest's 81 underclassmen starts.
- The Terps 44 freshmen starts are the second most in the league. Only WFU has had more rookies in the starting lineup with 79. Maryland leads the league with the most sophomores in the lineup with 92, followed by GT's 73.
- Head coach Brenda Frese has had three sophomores in the lineup in all but three games and at least one freshman in all but two games. Sophomore Crystal Langhorne is the only player to start every game, while junior Shay Doron has made the most starts of all the upperclassmen, starting in all but three games.

**DOUBLING UP**

- Sophomore Crystal Langhorne put up big numbers last season in points and rebounding, ending the season as the only player in the ACC to average a double-double (17.2 ppg, 10.6 rpg). She continues to put up big numbers this season, nearly averaging a double-double with 16.7 ppg and 8.5 rpg.
- Last year, Langhorne led the ACC with 18 double-double and this season, she leads the conference again in that category with 13, notching 31 career double-doubles, the most of any current player in the ACC.
- Six different Terrapins have recorded double-doubles this year. Aside from Langhorne, freshman Marissa Coleman is second on the team with seven this season. Sophomore Laura Harper has posted five, while classmate Jade Perry has posted four. Junior Shay Doron and freshman Kristi Toliver have each had two.
- Toliver and Doron have posted double-doubles in the points and assists categories, while Coleman, Langhorne, Harper and Perry accomplished the feat with points and rebounds.

**BLOCK PARTY**

- The return of sophomore Laura Harper to the lineup this season has also marked the return of the Terps' top shot blocker. In the nine games she played last year before suffering a season-ending injury, Harper had 15 blocks, second most on the squad by season's end. In her first nine games this season, she had 26 blocks and now has 67 overall in the 30 games she has played, the second-most single-season total in school history.
- So far this season, Maryland has logged 184 rejections, breaking the school record set in 1979-80. The Terps surpassed last year's season total against Manhattan. Freshman Marissa Coleman has notched 47, tied for the fifth-most single-season total in school history.
- Sophomore Jade Perry has also reached double-figure blocks, notching 17 rejections, as have sophomore Crystal Langhorne (12) and junior Shay Doron (11). Senior Charmaine Carr has registered 11 blocks this season.
- Maryland is tied for 12th in the nation with 5.4 blocks per game.

**THREE-POINT TURNAROUND**

- Maryland has made a dramatic turnaround from behind the three-point arc this season, boasting the best 3-point shooting percentage in the nation.
- The Terps boast a 40.7 three-point shooting percent, making nearly a 100-percent point improvement from last season. Last year, they ranked sixth in the ACC from three-point land, shooting 32 percent.
- One of the reasons for the team's improvement in three-point shooting is the improvement of junior Shay Doron. Doron is shooting a career-best 40.6 percent from behind the arc, which ranks in the top 10 in the ACC. Last season, she shot nearly 29 percent.
- The addition of freshmen Marissa Coleman has also impacted the team's three-point shooting percentage. Coleman is the team's best sharp shooter and boasts a top-five three-point shooting percentage in the nation (according to Stats, Inc., minimum 1.5 3FGM/G) while leading the ACC, knocking down 50.0 percent of her three-point attempts.
- Freshman Kristi Toliver's also gives the Terps another big boost in three-point shooting. She is second in the ACC with a 49.1 percent shooting from three-point land in conference-only games and is shooting 38.8 percent overall, which ranks in the top 15 in the conference.

- Maryland eclipsed the number of three-point buckets made all of last season (101 in 32 games) just 17 games into the season and now have 197 makes overall (through 34 games). The Terps are averaging 5.8 threes per game, compared to last year's average of 3.2 three-pointers made.

**CHARITY WORK**

- Last season, Crystal Langhorne averaged 17.2 points per game, despite shooting just 56.7 percent from the free throw line in over 200 trips to the line (the only Terrapin in school history to attempt over 200 free throws). Over the summer and during her stint with the U19 USA Basketball team, she was able to turn that around and has been a dependable shooter from the charity stripe.
- So far this season, Langhorne is shooting 70.5 percent (141-for-200) from the free throw line. She has been better than 75 percent 20 times this season, most recently going a 8-for-10 in the Terps' second round NCAA Tournament win over St. John's.
- Langhorne struggled from the free throw line from Dec. 13-Jan. 8, shooting just 60 percent. But over a six-game stretch from 1/16-2/1, she shot 77.1 percent, going 37-for-48 from the line. Against Georgia Tech on Jan. 26, she knocked down a career-high 11 free throws in 14 trips to the line. In her last three games, she has gone 15-for-17 from the line, dating back to the ACC Tournament title game.

**IT'S ALL ACADEMIC**

- Junior Shay Doron was voted to the ESPN The Magazine/CoSIDA Academic All-America team, earning a spot on the second team. A two-time all-district team honoree, she has earned a spot on the Dean's List the last four semesters, while also being named to the Academic All-ACC squad twice. Doron is a criminal justice and criminology major, boasting a 3.708 grade point average.
- Doron became the first Terrapin in school history to be named to the All-ACC squad three times. She is second on the team in scoring, while leading the team in assists. She has made a dramatic improvement in three-point shooting, shooting 42.7 percent, compared to nearly 29 percent shooting from a year ago.

**DORON, LANGHORNE EARN ACADEMIC HONORS**

- Maryland's Shay Doron and Crystal Langhorne have been voted to the ESPN The Magazine/CoSIDA Academic All-District 2 team. The two selections are the most for any ACC team.
- Doron, who was named to the first team, was a second team selection last year. A criminology and criminal justice major, she carries a 3.708 grade point average. She is a two-time member of the Academic All-ACC team and has been named to the Dean's List four-consecutive semesters.
- Langhorne has not decided on a major, but boasts a 3.295 GPA. She was recently named a midseason candidate for the John R. Wooden Award.

**WILEY-GATEWOOD TRANSFERS TO MARYLAND**

- 2004 Parade National Player of the Year Sa'de Wiley-Gatewood has joined the sixth-ranked Terrapins this spring. Due to NCAA transfer rules, she will be eligible to play in December of 2006 and has one and a half years of eligibility remaining.
- Wiley-Gatewood is the first-ever high school girls player of the year to play for Maryland. She spent the last year and a half at the University of Tennessee where she earned the starting point guard position this season, while helping the Lady Vols attain a No. 1 national ranking.
- A native of Pomona, Calif., Wiley-Gatewood was one of the most heralded high school players in 2004. A McDonald's and WBCA All-American, she won the McDonald's All-American three-point shooting contest. A four year starter at Lynwood High School, she helped her team to a 119-7 record, including a 33-0 mark as a sophomore en route to being named the USA Today's National Champions.

**FABULOUS FRESHMEN**

- With Kristi Toliver's selection as ACC Rookie of the Week on Jan. 20, two different Terrapins have earned the conference weekly honor for the third-straight year.
- In 2003-04, Kalika France was selected Rookie of the Week three times, one more than classmate Shay Doron. Last season, Crystal Langhorne was selected Rookie of the Week a school-record five times. Prior to being sidelined for most

of the season, Laura Harper also earned the weekly honor once. This season, Toliver's classmate, Marissa Coleman, leads the league with four conference rookie of the week selections.

**ROAD WARRIORS**

- Maryland has posted nine road wins this season, the most since winning 13 during the 1991-92 campaign. Of those wins, six came against ACC teams, tying the most ACC road triumphs since that same season, also the last time the Terps had a winning road record in ACC play prior to this year.
- Winning on the road in the ACC is a tough task. Prior to this season, Maryland had won no more than four ACC road games in the last 13 years.
- Maryland posted a .500 record in league road games in 200-01 and went winless in 2001-02, going 0-8.
- The win over the Tar Heels on Feb. 9 also guaranteed Maryland its first winning road record in conference in 14 years.
- This season, Maryland posted the best road winning percentage in school history, winning 90 percent of its games.

**ROAD TESTED**

Year	Overall	Away	Away (ACC)
2005-06	30-4	9-1	6-1
2004-05	22-10	6-4	3-4
2003-04	18-13	3-8	2-6
2002-03	10-18	3-9	2-6
2001-02	13-17	0-9	0-8
2000-01	17-12	7-6	4-4
1999-00	16-15	5-6	3-5
1998-99	6-21	1-10	1-7
1997-98	15-13	3-8	2-6
1996-97	18-10	5-6	3-4
1995-96	13-14	4-5	3-5
1994-95	11-18	3-8	1-7
1993-94	15-13	8-8	3-5
1992-93	22-8	6-5	3-5
1991-92	25-6	13-3	6-2

**LANGHORNE TIES SCHOOL SHOOTING RECORD**

- In the first game of the Terrapin Classic against Central Connecticut State, sophomore Crystal Langhorne was perfect from the floor, going 9-for-9 en route to 22 points and tying a single-game school record (minimum eight attempts).
- Four other players in school history have shot 1.000 percent from the floor in a game (minimum eight attempts). Chequita Wood set the benchmark, going 10-for-10 against Georgia Tech in 1986. Langhorne became the first player since 1981 to hit on all her attempts with the minimum eight attempts.
- Langhorne was also perfect from the field earlier in the season, going 6-for-6 against Appalachian State, and at Duke on Feb. 13, going 7-for-7.

**TERPS DRAW BIG ATTENDANCE**

- For the third-consecutive year, the Terps drew one of the top three record crowds in ACC history. On Sunday, Jan. 8, 16,097 fans came to Comcast Center to support the Terps against Duke. It is the second-largest crowd in conference history.
- Last year, Maryland set the all-time attendance mark in their game against Duke on Feb. 13, 2005, drawing 17,243 fans, breaking the all-time mark of 14,500 set on Feb. 12, 1992, when the Terps hosted Virginia in Cole Field House.
- Two years ago, 13,446 fans came to Comcast Center to watch the Terps take on Duke, once again, on Feb. 22, 2004. At that time, it was the second-largest crowd in ACC history and is now ranked fourth all-time.
- Top five ACC attendance marks are listed on the right-hand column of page 5.

**DOMINANT DECEMBER**

- For the second-straight season, Maryland posted an undefeated record in the month of December, going 8-0.
- The Terps have had seven years where they went undefeated during the month of December. Last year, when Maryland went 6-0, it was the first time since 1996-97 the team had not lost any games during the last month of the calendar year.
- Maryland is 140-50 all-time during the month of December.

**MOVING UP**

- Seven different Terrapins have made their way into the career record books. Among the seven are junior Shay Doron and sophomore Crystal Langhorne, who

both scored their 1,000th career point this season. Doron is among Maryland's top 10 scorers all-time, while Langhorne made her way into the top 20 vs. St. John's.

- Langhorne has positioned herself to become one of the best rebounders in school history. She is only the 12th player in school history to grab over 600 rebounds.
- Doron and Langhorne are featured among the Terps' top 15 in a few other career categories, as are Laura Harper, Ashleigh Newman, Kalika France, Marissa Coleman and Kristi Toliver.
- A full list of updated Terrapin records are listed on page 17.

**WE LOVE THE 90'S**

- The Terps topped the 90-point plateau in back-to-back games twice this season. Maryland opened the 2005-06 campaign with a 107-66 victory at Siena then followed up with a 93-68 win over Xavier, marking the first time it had scored 90 or more points in back-to-back games since Nov. 28 and 29, 2003, when it defeated Sacred Heart (90-46) and UMES (97-65) in the Terrapin Classic.
- Maryland captured the Terrapin Classic crown, overwhelming its opponents with a 94-57 victory over Central Connecticut State in the opening round and a 92-58 win over Furman in the championship game.
- Maryland has scored at least 90 points in eight games this season, including its 95-point outing vs. Sacred Heart in the first round of the NCAA Tournament. The eight 90+ games this season are the most since 1991-92 when the Terps also had eight 90-point games. The school record for most 90-point games in a season is 18 set during the 1977-78 campaign.

**REACHING THE CENTURY MARK**

- With all its offensive weapons, the Terps have reached the 100-point plateau three times this season, the first time Maryland has had three 100-point games in a season since 1991-92. With back-to-back 100-point games vs. Appalachian State and Mount St. Mary's, it is the first time since 1991-92 that Maryland has posted at least 100 points in consecutive games. Never in the history of the program has it had three-straight 100-point performances.
- The Terps opened the season with a 107-66 victory at Siena, the first 100-point game since the 2002-03 campaign and the most since November of 1991. In its first game back home since the opening weekend, Maryland scored the third-most points in a game in school history, dropping 118 against Appalachian State (118-59), three points from tying the school record, then followed up with a 102-53 win over Mount St. Mary's.
- The Terps have reached the 100-point plateau 42 times in the history of the program. They scored a school-record 121 points in a win over Drexel in 1992. In 1977-78, Maryland had six 100-point games, a school record which still stands today.
- The 118 points vs. the Appalachian State Mountaineers is also a Comcast Center record, breaking the previous mark set on Nov. 29, 2002 vs. Rider when the Terps won, 104-66, on the first day of the Terrapin Classic.

**DORON MVP OF TERRAPIN CLASSIC**

- Averaging 26.0 ppg and 5.5 apg over two games in the Terrapin Classic, junior Shay Doron was named Terrapin Classic Most Valuable Player while leading the team to the tournament title. Doron shot 70.8 percent from the floor (17-24) and was an incredible 72.7 percent from three-point range. She was also perfect from the charity stripe in 10 trips. It is the first time she has earned the honor.
- Sophomore Crystal Langhorne and freshman Marissa Coleman were also named to the all-tournament squad. It was their second all-tournament recognition of the season, as they earned spots on the Paradise Jam All-Tournament team.

**HAPPY ANNIVERSARY**

- Sophomore Laura Harper celebrated the one-year anniversary of her surgery to repair a torn Achilles' tendon she suffered last winter on Dec. 29. On that night, Harper came off the bench to score 10 points on 5-for-8 shooting vs. Central Connecticut State in the Terrapin Classic. She also had three rebounds and three blocks that evening.

## LANGHORNE EARNS PRESTIGIOUS HONOR

- Maryland sophomore Crystal Langhorne was recently selected USA Basketball's 2005 Female Athlete of the Year for her role in leading the USA U19 World Championship team to a dominating 8-0 record and the gold medal at the 2005 FIBA U19 World Championship in Tunis, Tunisia.
- Langhorne joins impressive company of previous honorees, including Cheryl Miller, Teresa Edwards, Lisa Leslie, Dawn Staley, Chamique Holdsclaw and Seimone Augustus. Langhorne is eligible for the 2005 U.S. Olympic Committee (USOC) Female Athlete of the Year award which will be announced at a later date.
- Langhorne led the USA U19 squad in scoring. She averaged 16.8 ppg and added 6.4 rpg at the U19 Worlds en route to Most Valuable Player honors. She finished fifth in scoring among all competitors in the 12-nation tournament, second in field goal percentage (.775), fourth in free throw percentage (.793) and tied for 15th in rebounds. She scored in double figures in all eight games and had one double-double. Langhorne was also named a team tri-captain.

## USA U19 SQUAD SELECTED TEAM OF THE YEAR

- The 2005 USA Women's U19 World Championship team, which dominated the 2005 FIBA U19 World Championship this summer, was selected as the 2005 USA Basketball Team of the Year by the USA Basketball Executive Committee. Terrapins Crystal Langhorne and Marissa Coleman were both members of that team and helped the U.S. to a gold medal and a perfect 8-0 record.
- The U19 squad also captured a gold medal at the International Sports Invitational earlier in the summer, prior to its run at the U19 Worlds in Tunis, Tunisia. The USA dominated its opponents, winning by an average margin of 46.3 points per game.
- The USA U19 team is eligible for the 2005 U.S. Olympic Committee Team of the Year award.

## LANGHORNE, COLEMAN SWEEP ACC WEEKLY HONORS TWICE

- Terrapins Crystal Langhorne and Marissa Coleman were selected as the ACC's Player and Rookie of the Week in the same week on Nov. 28 and Jan. 30.

### NOVEMBER 28

- The reigning ACC Rookie of the Year, Langhorne averaged a double-double in three games at the Paradise Jam last week, scoring 14.0 points per game to go along with 10.7 rebounds per game. She shot 66.7 percent from the floor, converting on 14-of-21 field goal attempts, while also going 14-of-19 from the free throw line (.737). She recorded double-doubles vs. Michigan State and Tennessee, and nearly had a third against Gonzaga, missing the mark by a rebound. It was the second-straight week a Terrapin had earned the weekly honor.
- Coleman continued to impress in her freshman campaign, as she came off the bench to average a team-best 16.7 points per game. She was 19-for-32 from the field (50.4 percent) and 4-for-8 from three-point range and averaged 5.0 rpg. She had a game-high 21 points vs. Gonzaga and followed up with 13 against Michigan State, 11 coming in the second half, bolstering the Terps' comeback. She also had 16 points and pulled down four boards, while going 8-for-9 from the free throw line vs. the Lady Vols.

### JANUARY 30

- As sophomore, Langhorne averaged 26.0 points and 13.3 rebounds per game over three games last week, including tallying a career-high 34 points and grabbing 14 rebounds in the overtime win at Wake Forest, recording her league-leading 10th double-double of the season.
- Coleman, who shared the honor with UNC's Christina DeWill, also had a big week, averaging 12.7 points and 10.0 rebounds per game. She pulled down a career-high 11 rebounds in the win at Virginia Tech and posted her fifth double-double of the season, netting 18 points to go with 10 boards in the win against Georgia Tech. Her 8-for-8 outing at the free throw line was also a career best. It was a league-best fourth time Coleman had earned the honor.

## COLEMAN'S FIVE ROOKIE OF THE WEEK

### NODS TIES SCHOOL RECORD

- Freshman Marissa Coleman continues to bring attention to herself with her outstanding play on the court. She has been named ACC Rookie of the Week five times already this season, tying sophomore Crystal Langhorne's record and the most of any freshman in the conference.
- Coleman averaged nearly a double-double in three games last week, scoring 12.7 ppg and grabbing 9.3 rpg, setting a couple of personal bests along the way. Against No. 1 Duke, she scored a career-high 20 points going 8-for-11 from the floor. She followed up grabbing a career-high 15 rebounds in the rout of No. 18/20 Boston College. At NC State, Coleman recorded her sixth double-double of the season tallying 10 points and 10 rebounds.
- Coleman was selected Co-Rookie of the Week on Jan. 30, helping the Terps to a 3-0 week. She averaged 12.7 points and 10.0 rebounds per game, pulling down a career-high 11 rebounds in the win at Virginia Tech and posting her fifth double-double of the season, netting 18 points to go with 10 boards in the win against Georgia Tech. Her 8-for-8 outing at the free throw line was also a career best.
- Coleman was named Rookie of the Week on Jan. 2 after leading the Terps to three victories over the holidays, including winning the Terrapin Classic. Over the three games, she averaged 17.0 ppg, 8.7 rpg, 5.0 apg, 2.3 spg and 2.0 bpg. She was 21-for-34 from the floor (61.8 percent), including 8-for-12 from behind the arc (66.7 percent). She also posted double-doubles at George Mason (20 pts., 10 reb.) and against Furman (16 pts., 10 reb.) during that stretch.
- Freshman Marissa Coleman was named ACC Rookie of the Week for the second time this season, after averaging 21 points per game in the Terps' victories over Monmouth and Arizona. She netted a career-high 22 points vs. the Hawks narrowly missing a double-double, hauling down nine rebounds and blocked a career-best four shots. In the win over the Wildcats, she netted 20 points, including knocking down four treys. She again flirted with a double-double, racking up a personal-best nine assists. On the week, Coleman shot 76.2 percent from the floor and an incredible 85.7 percent from three-point land. She also averaged 7.5 rpg and 6.0 apg.
- She earned her first Rookie of the Week nod after she came off the bench to average a team-best 16.7 points per game at the Paradise Jam. She had a game-high 21 points vs. Gonzaga and followed up with 13 against Michigan State, 11 coming in the second half, bolstering the Terps' comeback. She also had 16 points and pulled down four boards, while going 8-for-9 from the free throw line vs. the Lady Vols.

## TOLIVER SELECTED ROOKIE OF THE WEEK TWICE

- Kristi Toliver was voted the ACC's Rookie of the Week by the media this week for the second time. A Maryland freshman has earned the honor seven times this season.
- Earning Co-ACC Rookie of the Week nods on Feb. 6, Toliver helped the Terps clinch a winning ACC record for the first time since 1997. She averaged 12.5 points and 6.5 assists per game in a pair of Terrapin wins. Making her first start since Dec. 4, Toliver was 4-for-8 from the floor and scored nine points in the Terps' 88-77 win over Miami. Against Virginia on Sunday, Toliver narrowly missed a double-double, scoring 16 points to go along with nine assists in Maryland's 85-71 victory. A guard, Toliver was 6-for-11 from the field (54.5 percent) and 2-for-4 from 3-point range as Maryland picked up its first season sweep of Virginia since the 1989 campaign.
- Toliver earned the honor for the first time on Jan. 20, after averaging 14.0 points, 5.0 rebounds and 5.5 assists per game. She is the second Terp this season to garner the award, as Maryland's freshmen have earned the award four times this year to lead the conference.
- Toliver scored a team-high 16 points and grabbed a career-high six rebounds to help the Terps to a 75-57 victory over Florida State. She was flawless from three-point range, going 4-for-4. Playing in a Terrapin uniform for the first time in her home state, she posted her second double-double, netting 12 points to go with 10 assists in the 84-74 overtime victory at Virginia.

## DORON TABBED ACC PLAYER OF THE WEEK

- National Player of the Year candidate Shay Doron was selected this year's first ACC Player of the Week honoree. Doron tallied 23 points in each of Maryland's two victories to open the season. She also became the fastest player in school history to score 1000 career-points and the 21st overall.

Doron averaged 23.0 points, 5.5 assists and 5.5 rebounds over the two games, and shot 58.7 percent from the field (17-29) and was 5-for-9 from behind the arc (55.6 percent).

- Doron earns the award for the second time in her career, also garnering the honor last season.

### HOME SWEET HOME

- Maryland broke the school for home victories in a season, picking up its 14th victory on its court against Clemson. Since moving to Comcast Center, the Terps have posted a 46-15 (75.4) record at home, going 40-7 since 2003-04 for an 85.1 winning percentage.
- Maryland is 30-5 all-time in home openers, winning the last seven in a row, including the win over Xavier on Nov. 20.

### HISTORICALLY SPEAKING

- The Associated Press published its 500th women's basketball poll when it released the 2005-06 preseason ranking. This season also marks the 30th year of the poll. Maryland and Baylor are the only two teams in this year's preseason poll to have appeared in the very first AP poll published in 1976.
- The Terps have appeared in the AP poll 262 times in 20 years, overall. Maryland was ranked for nine-consecutive years from 1976-77 until 1984-85. It also received a No. 1 rating for four weeks in a row in 1992.

### HARPER TAKES TO THE COURT

- For the first time in almost 11 months, sophomore Laura Harper suited up for the Terrapins in an official game at Siena on Nov. 18. Harper ruptured her Achilles' tendon in late December of 2004 and sat out the majority of the season after starting the first nine games. With the help of surgery and almost a full year of rehabilitation, Harper is 100 percent and has been contributing to her team's efforts on the court.
- Harper had 11 points, six rebounds and two blocks in her first night back at Siena. She equaled the number of games she played last year at George Mason. So far this season, through 32 games, she is averaging 11.3 points, 7.1 rebounds, and is fourth in the ACC with 2.1 blocks and ranks eighth in rebounding, in the conference. Harper sat out two games after the Paradise Jam because of soreness, but was back on the floor at Monmouth.

### TERPS PICKED PRESEASON THIRD IN THE ACC

- For the second-consecutive year, Maryland was voted to finish third in the ACC, which was voted on by the media and the league coaches. The Terps garnered 394 points to place third in the poll. Maryland ended the 2004-05 campaign sixth in the ACC standings, but advanced to the conference tournament semifinals for the second-straight year.
- Junior Shay Doron and sophomore Crystal Langhorne were named to the pre-season All-ACC team. Last season, Doron was named first team all-conference, while Langhorne was named to the second team and was also voted the ACC's Rookie of the Year, earning 64 of 74 votes.

### DORON, LANGHORNE PRESEASON PLAYER OF THE YEAR CANDIDATES

- After recording stellar seasons, junior Shay Doron and sophomore Crystal Langhorne were each named preseason candidates for the Women's John R. Wooden Award and the State Farm/WBCA Wade Trophy. Both awards are presented to the nation's top women's basketball player at the conclusion of the season.
- Both Doron and Langhorne are coming off one of the best individual seasons in school history. Doron led the team in scoring for the second-straight year, averaging 17.6 points per game, tying for the seventh-best scoring average in school history. Her 562 points overall is the fifth most by a Terrapin. At season's end, she was named Kodak/WBCA Honorable Mention All-American.
- Langhorne was the only player in the ACC to average a double-double. Her 17.2 ppg is tied for the 10th-best single-season average at Maryland. She also scored 549 points, a freshman class record and sixth-most by a Terrapin. Her 10.6 rebounds per game not only led the conference, but was the third-best average in school history and ranked 11th in the nation. She was also 13th in the nation with a .592 shooting percentage. Langhorne was selected the ACC's

Rookie of the Year by a landslide and was also second team all-conference.

### LEGENDARY COACH HONORED

- Before Sunday's win against Virginia, legendary Maryland coach Chris Weller was honored for being the winningest coach in program history. Weller was at the Maryland helm for 27 years before retiring in 2002, one of a handful of college coaches, men's or women's, to coach 25 seasons at the same institution. The third winningest coach in ACC history, she amassed a 499-286 record during her tenure and led the Terps to a No. 1 national ranking during the 1992 season. Under her direction, Maryland won a conference-record eight ACC Tournament titles, including winning the first ever tournament crown in 1978.
- During her tenure, Maryland reached three Final Fours, advanced to eight Elite Eights and nine Sweet Sixteens. In 1992, she was named Naismith National Coach of the year and BWAA Coach of the Year. Weller coached four All-Americans, one ACC Player of the Year, three ACC Rookies of the Year and 19 All-ACC honorees, including nine first team honorees.
- Weller is a 1966 graduate of Maryland, earning four varsity letters in basketball, swimming and lacrosse. She completed her Master's in College Park in 1973 and served as an assistant coach under Dottie McKnight for two seasons before being named head coach in 1975.

### TERPS RAISE FUNDS FOR HOOPS FOR HOPE

- The Maryland women's basketball team raised nearly \$4,000 for Hoops for Hope, which takes place on Feb. 19 when the Terps travel to NC State. Head coach Brenda Frese will present Wolfpack head coach Kay Yow with a check for \$3,806.16 to benefit the Susan G. Komen Breast Cancer Foundation of the triangle area.
- Every member of the team, including the coaching staff, participated in soliciting Maryland fans entering the Feb. 2 men's basketball game vs. North Carolina for donations. Hoops for Hope is a basketball game centered around hope for early detection, hope for increased survival and hope for a cure.
- NC State head coach Kay Yow, the sister of Maryland Athletics Director Deborah A. Yow, is a survivor of breast cancer herself.

### TERRAPIN FOOTBALL GREAT & NFL STAR MAKES DONATION TO PROGRAM

- Former Maryland football standout and current member of the NFL's Oakland Raiders LaMont Jordan served as Honorary Coach of the Terps in Sunday's win over Virginia. for his contributions to the women's basketball program. Jordan made a generous \$25,000 donation to the program and presented Director of



Head Coach Brenda Frese  
Naismith Award Coach of the Year Finalist

Athletics Deborah A. Yow and Senior Associate Athletic Director Larry Leckonby, who oversees the day-to-day operations of the women's basketball team, with a check at halftime.

- An All-American running back for the Terps from 1997-2000, Jordan has been a supporter of the women's basketball program for many years and can often be seen on the sidelines at games when he is not in season with the Raiders.

### **WHO'S BACK**

- Maryland returns nine starters from last year's 22-10 team, including four starters. Among the returnees are national player of the year candidates Shay Doron and Crystal Langhorne. Doron was an Kodak/WBCA Honorable Mention All-American last season and was also named first team All-ACC. Langhorne is the reigning ACC Rookie of the Year and also earned a spot on the second team all-conference squad.
- Junior Kalika France is among the starters returning. A two-year starter, she has started all but one game since arriving on campus. Sophomore Laura Harper will be making her return from an Achilles' tendon injury which forced her to miss the majority of the 2004-05 campaign. Classmate Jade Perry took over the starting duties after Harper went down with injury. Also back and ready to take the team to new heights are sophomore Ashleigh Newman, junior Aurelie Noirez and seniors Charmaine Carr and Angel Ross. Ross is still working her way back from an off-season injury.

### **FRESE WELCOMES NO. 4 RECRUITING CLASS**

- Head coach Brenda Frese recruited her third-consecutive top 10 recruiting class and the second straight ranked in the top five. This year's incoming class was ranked fourth in the nation. Freshmen Marissa Coleman and Kristi Toliver are expected to make immediate impacts, with Toliver stepping in to take over the point guard duties. Both have earned a number of honors, including McDonald's, WBCA and Parade All-American nods, and each were selected their home state's Gatorade Player of the Year.

### **ALSO JOINING THE TERPS**

- Also joining the 2005-06 Maryland Terrapin squad is sophomore transfer Christie Marrone. A native of Brooklyn, N.Y., Marrone averaged 4.3 points and 1.5 assists per game, while shooting .359 from three-point land while at Virginia Tech. She helped the Hokies earn an NCAA Tournament bid, drawing their first-round site at Comcast Center.
- Marrone will redshirt the 2005-06 season due to NCAA transfer rules. She is allowed to practice with the team, but will not dress for games.

### **FRESE SIGNS TWO FOR '06-'07**

- Maryland head coach Brenda Frese announced the signing of two high school standouts for the 2006-07 season. Demauria Liles and Emery Wallace have signed National Letters of Intent to play for the Terrapins.
- Liles is a 6-foot-1 forward from Riverdale Baptist High School in Upper Marlboro, Md. She helped Riverdale Baptist to a No. 3 national ranking by the USA Today, averaging 17 points, 14 rebounds, three blocks and four assists per game as a junior. She was an Honorable Mention Street & Smith's All-American and participated in the 2005 USA Basketball Youth Development Festival.
- Wallace is a 6-foot-2 forward from Roanoke, Va. At Hidden Valley, she has scored 1,256 points over her career, averaging 19.3 ppg to go with 7.0 rpg as a junior. She was named 2005 River Ridge District Player of the Year and was also a Region III first team, second team all-state and a first team All-Timesland selection twice.

### **UP NEXT**

- The winner of the Sweet 16 matchup between defending national champion Baylor and second-seeded Maryland goes on to the Elite Eight to face the winner of the Boston College-Utah battle on Monday, March 27.

## #2-SEED MARYLAND

### 30-4, 12-2 ACC



**Ranking (AP/ESPN):** 3/3

**Head Coach:** Brenda Frese (4th year, 80-45 at Maryland; 6th year, 137-75 overall)

**NCAA Tournament Appearances:** 15 (2 Final Fours, 4 Elite Eights, 6 Sweet 16's)

**Last NCAA Appearance:** 2005, 1-1 (L, 65-75, Ohio State)

**All-time NCAA Tournament Record:** 16-14 (4-2 under Frese)

**Best NCAA Tournament Finish:** Final Four (1982, 1989)

**Series vs. Baylor:** First Meeting

**Last Meeting:** N/A

It will be the first meeting between the teams. Maryland is 7-10 all-time against teams currently in the Big 12 and 6-12 against teams from the state of Texas. The Terps have played the Longhorns 13 times, winning four of the meetings.

The Terps and the Bears are the only two teams to appear in the first-ever Associated Press poll in 1976 and also appear in the organization's 500th ranking which was published in the 2005-06 preseason.

**Series vs. Boston College:** Maryland leads, 2-0

**Last Meeting:** W, 86-59, 2/16/06

Maryland cruised to an 86-59 victory on 22 points from Crystal Langhorne and 16 from Shay Doron in Comcast Center in February. It was the Terps' fifth win over a top-25 team, the most since 1992-93. Maryland dominated the glass, tearing down 48 rebounds, compared to the Eagles' 30. Laura Harper had a double-double with 14 points and 10 rebounds and Marissa Coleman hauled down a career-high 15 boards.

**Series vs. Utah:** First Meeting

**Last Meeting:** N/A

The Terps have only ever played one team currently in the Mountain West Conference. Maryland fell to Colorado State, 83-69, in the first round of the 2001 NCAA Tournament in Storrs, Conn.



## #8-SEED BOSTON COLLEGE

### 21-11, 6-8 ACC

**Ranking (AP/ESPN):** RV/RV

**Head Coach:** Cathy Ingles (12th year, 239-150 at Baylor; 19th year, 359-224 overall)

**NCAA Tournament Appearances:** Seventh

**Last NCAA Appearance:** 2005, 1-1 (L, 70-65, Duke)

**All-time NCAA Tournament Record:** 9-6

**Best NCAA Tournament Finish:** Sweet Sixteen (2003, 2004)

**About Boston College:** The Eagles upset top-seeded Ohio State to get to the Sweet Sixteen for the third time in the program's history. Tied for sixth in the ACC standings, the Eagles earned an at-large bid into the tournament. They are led by two double-figure scorers, as the team has only averaged 68.6 points per game this season, but has limited their foes to 58.8 ppg. Brooke Queenan paces the offense, averaging 14.9 ppg on the season to go with a team-high eight rebounds per game. Kindyll Dorsey, who is shooting nearly 40 percent from three-point range, is adding 11.7 ppg as the only other player averaging double figures.



## #5-SEED UTAH

### 26-6, 12-4 MWC

**Ranking (AP/ESPN):** 18/19

**Head Coach:** Elaine Elliott (23rd year, 489-192 at Utah)

**NCAA Tournament Appearances:** 13

**Last NCAA Appearance:** 2005, 1-1 (L, 88-62, Stanford)

**All-time NCAA Tournament Record:** 9-67-13

**Best NCAA Tournament Finish:** Sweet Sixteen (2001)

**About Utah:** The Utes also have a well-known player in Kim Smith, the Mountain West Conference Player of the Year. She leads the team averaging nearly 20 points per game at 19.7 ppg, and is also the team's top rebounder with 8.0 rpg. Shona Thorburn and Julie Larsen are also in double figures on the season, contributing 12.0 ppg and 10.2 ppg, respectively. Utah has been tough on the defensive end all season, limiting opponents to under 56 points per game. Other than Middle Tennessee State's 71-point outing in the first round of the tournament, no Utah opponent has scored 70 or more points this season.



## #3-SEED BAYLOR

### 26-6, 12-4 BIG 12

**Ranking (AP/ESPN):** 10/10

**Head Coach:** Kim Mulkey-Robertson (6th year, 157-44 overall and at Baylor)

**NCAA Tournament Appearances:** Fifth

**Last NCAA Appearance:** 2005, 6-0, NCAA Champion

**All-time NCAA Tournament Record:** 11-3

**Best NCAA Tournament Finish:** NCAA Champion (2005)

**About Baylor:** The third seed in the Albuquerque Region, Baylor is the defending NCAA Champion and are in the Sweet Sixteen for the third-consecutive year.

The Bears returned seven letterwinners from last season's championship squad, including three starters. BU is led by Sophia Young's 22.2 points per game and 10.0 rebounds per game. Young also shoots a team-high 55.1 percent from the floor. Angela Tisdale is the only other player on the squad to average double figures, contributing 11.8 ppg. The Bears are averaging 75.2 ppg and are limiting their opponents to 60.7 ppg and 37.4 percent shooting.

**MARYLAND IN THE NCAA TOURNAMENT**

Date	Location	Round	UM seed	Seed/Opponent	Result
March 14, 1982	College Park, Md.	First Round	#2	#7 Stanford	W, 82-48
March 19, 1982	Stanford, Calif.	Sweet Sixteen		#6 Missouri	W, 80-68
March 21, 1982	Stanford, Calif.	Elite Eight		#4 Drake	W, 89-78
March 26, 1982	Norfolk, Va.	Final Four		#2 Cheyney	L, 66-76
		Opening Round	#3	Bye	
March 19, 1983	College Park, Md.	First Round		#6 Central Michigan	W, 94-71
March 24, 1983	State College, Pa.	Sweet Sixteen		#2 Old Dominion	L, 57-74
March 17, 1984	Cheyney, Pa.	First Round	#6	#3 Cheyney State	L, 64-92
		First Round	#6	Bye	
March 16, 1986	Columbus, Ohio	Second Round		#3 Ohio State	L, 71-87
		First Round	#2	Bye	
March 19, 1988	College Park, Md.	Second Round		#7 St. Joseph's	W, 78-67
March 24, 1988	Athens, Ga.	Sweet Sixteen		#3 Ohio State	W, 81-66
March 26, 1988	Athens, Ga.	Elite Eight		#1 Auburn	L, 74-103
		First Round	#1	Bye	
March 18, 1989	College Park, Md.	Second Round		#9 Bowling Green	W, 78-65
March 23, 1989	Austin, Texas	Sweet Sixteen		#4 Stephen F. Austin	W, 89-54
March 25, 1989	Austin, Texas	Elite Eight		#2 Texas	W, 79-71
March 31, 1989	Tacoma, Wash.	Final Four		#1 Tennessee	L, 80-94
March 14, 1990	College Park, Md.	First Round	#6	#11 Appalachian State	W, 100-71
March 17, 1990	Providence, R.I.	Second Round		#3 Providence	L, 75-77
March 13, 1991	Worcester, Mass.	First Round	#6	#11 Holy Cross	L, 74-81
		First Round	#2	Bye	
March 21, 1992	College Park, Md.	Second Round		#10 Toledo	W, 73-60
March 26, 1992	West Lafayette, Ind.	Sweet Sixteen		#3 Purdue	W, 64-58
March 28, 1992	West Lafayette, Ind.	Elite Eight		#4 Western Kentucky	L, 70-75
		First Round	#2	Bye	
March 20, 1993	College Park, Md.	Second Round		SW Missouri State	L, 71-86
March 14, 1997	Norfolk, Va.	First Round	#9	#8 Purdue	L, 48-74
March 17, 2001	Storrs, Conn.	First Round	#8	#9 Colorado State	L, 69-83
March 21, 2004	Baton Rouge, La.	First Round	#12	#5 Miami (Fla.)	W, 86-85
March 23, 2004	Baton Rouge, La.	Second Round		#4 LSU	L, 61-76
March 20, 2005	College Park, Md.	First Round	#7	#10 UW-Green Bay	W, 65-55
March 22, 2005	College Park, Md.	Second Round		#2 Ohio State	L, 65-75
March 19, 2006	State College, Pa.	First Round	#2	#15 Sacred Heart	W, 95-54
March 21, 2006	State College, Pa.	Second Round		#7 St. John's	W, 84-71

**Maryland vs. NCAA Opponents**

Team	Rec.	1st Mtg	Last Mtg
Appalachian State	1-0	1990	1990
Auburn	0-1	1988	1988
Bowling Green	1-0	1989	1989
Drake	1-0	1982	1982
Central Michigan	1-0	1983	1983
Cheyney State	0-2	1982	1984
Colorado State	0-1	2001	2001
Holy Cross	0-1	1991	1991
LSU	0-1	2004	2004
Miami (Fla.)	1-0	2004	2004
Missouri	1-0	1982	1982
Old Dominion	0-1	1983	1983
Ohio State	1-2	1986	2005
Providence	0-1	1990	1990
Toledo	1-0	1992	1992
Purdue	1-1	1992	1997
Sacred Heart	1-0	2006	2006
Stanford	1-0	1982	1982
St. John's	1-0	2006	2006
St. Joseph's	1-0	1988	1988
Stephen F. Austin	1-0	1989	1989
SW Missouri State	0-1	1993	1993
Tennessee	0-1	1989	1989
Texas	1-0	1989	1989
Western Kentucky	0-1	1992	1992
UW-Green Bay	1-0	2005	2005

**MARYLAND IN THE AIAW TOURNAMENT**

Date	Location	Round	Opponent	Result
March 17, 1978	Cleveland, Miss.	Sweet Sixteen	Tennessee	W, 75-69
March 18, 1978	Cleveland, Miss.	Quarterfinal	Southern Connecticut	W, 93-53
March 23, 1978	Los Angeles, Calif.	Final Four	Wayland Baptist	W, 90-65
March 25, 1978	Los Angeles, Calif.	Final	UCLA	L, 89-78
March 16, 1979	Cookeville, Tenn.	Sweet Sixteen	Valdosta State	W, 73-66
March 17, 1979	Cookeville, Tenn.	Quarterfinal	Old Dominion	L, 51-69
March 15, 1980	Catonsville, Texas	Sweet Sixteen	Texas	W, 68-63
March 18, 1980	Knoxville, Tenn.	Quarterfinals	Tennessee	L, 76-93
March 21, 1981	Knoxville, Tenn.	Sweet Sixteen	Kentucky	W, 83-82
March 24, 1981	Knoxville, Tenn.	Quarterfinal	Tennessee	L, 67-79

**MARYLAND IN THE NIT TOURNAMENT**

Date	Location	Round	Opponent	Result
March 16, 2000	College Park, Md.	First Round	Georgetown	W, 63-46
March 18, 2000	Blacksburg, Va.	Second Round	Virginia Tech	W, 68-60 OT
March 21, 2000	Gainesville, Fla.	Quarterfinal	Florida	L, 57-77

**MARYLAND'S POSTSEASON RECORD**

Overall Postseason Record: 24-19      NCAA Tournament Record: 16-14 (15 appearances)  
 WNIT Record: 2-1 (1 appearance)      AIAW Tournament Record: 6-4 (4 appearances)

# CAREER RECORDS

## Scoring

- 1,928 Vicky Bullett (1986-89)
- 1,679 Christy Winters (1985-90)
- 1,630 Marcia Richardson (1979-84)
- 1,601 Jessie Hicks (1990-93)
- 1,541 Deanna Tate (1986-89)
- 1,512 Deedee Warley (1999-2002)
- 1,450 Marché Strickland (1999-2002)
- 1,444 Shay Doron (2004-present)**
- 1,425 Kris Kirchner (1978-80)
- 1,423 Myra Waters (1979-82)
- 1,396 Jasmina Perazic (1980-83)
- 1,372 Chequita Wood (1983-86)
- 1,350 Tara Heiss (1975-78)
- 1,349 Stephanie Cross (1995-98)
- 1,291 Lisa Brown (1985-88)
- 1,284 Belinda Pearman (1981-84)
- 1,218 Bonnie Rinkus (1991-94)
- 1,189 Debbie Lytle (1980-83)
- 1,163 Renneika Razor (2000-03)
- 1,116 Crystal Langhorne (2005-pres.)**
- 1,113 Jane Zivalich (1976-79)
- 1,052 Carala Holmes (1988-91)

## Scoring Average (min. 2 years)

- 16.9 Vicky Bullett (1986-89)**
- 16.9 Crystal Langhorne (2005-pres.)**
- 16.5 Deanna Tate (1986-89)
- 16.0 Kris Kirchner (1978-80)
- 15.0 Shay Doron (2004-present)**
- 14.3 Jessie Hicks (1990-93)
- 14.2 Tara Heiss (1975-78)
- 13.8 Malissa Boles (1992-93)
- 13.7 Christy Winters (1987-90)
- 13.6 Marcia Richardson (1981-84)
- 13.1 Deedee Warley (1999-2002)
- 12.9 Myra Waters (1979-82)
- 12.5 Betsy Bailey (1978-79)
- 12.4 Jasmina Perazic (1980-83)
- 12.4 Marché Strickland (1999-2002)
- 12.3 Edna Campbell (1987-88)
- 12.3 Stephanie Cross (1995-98)

## Rebounds

- 968 Vicky Bullett (1986-89)
- 936 Kris Kirchner (1978-80)
- 782 Myra Waters (1979-82)
- 723 Christy Winters (1987-90)
- 716 Stephanie Cross (1995-98)
- 703 Jessie Hicks (1990-93)
- 703 Chequita Wood (1983-86)
- 690 Deedee Warley (1999-2002)
- 681 Subrena Rivers (1986-90)
- 672 Bonnie Rinkus (1991-94)
- 668 Debbie Lytle (1980-83)
- 630 Crystal Langhorne (2005-pres.)**
- 585 Renneika Razor (2000-03)
- 583 Debbie Stewart (1977-79)
- 575 Lydia McAlliey (1979-82)

## Rebound Average (min. 2 years)

- 10.5 Kris Kirchner (1978-80)
- 9.5 Crystal Langhorne (2005-pres.)**
- 9.0 Angela Scott (1975-77)
- 8.5 Vicky Bullett (1986-89)
- 7.9 Debbie Jones (1977-78)
- 7.1 Debbie Stewart (1977-79)
- 7.1 Myra Waters (1979-82)
- 6.5 Stephanie Cross (1995-98)
- 6.3 Jessie Hicks (1990-93)
- 6.2 Chequita Wood (1983-86)
- 6.1 Bonnie Rinkus (1991-94)
- 6.0 Debbie Lytle (1980-83)
- 6.0 Deedee Warley (1999-2002)
- 5.9 Christy Winters (1987-90)
- 5.9 Sonia Chase (1995-98)

## Field Goals Attempted

- 1,449 Vicky Bullett (1986-89)
- 1,408 Marché Strickland (1999-2002)
- 1,318 Marcia Richardson (1981-84)
- 1,310 Christy Winters (1987-90)
- 1,248 Stephanie Cross (1995-98)
- 1,183 Tara Heiss (1975-78)
- 1,164 Deedee Warley (1999-2002)
- 1,159 Kris Kirchner (1978-80)
- 1,154 Deanna Tate (1986-89)
- 1,143 Jasmina Perazic (1980-83)
- 1,139 Shay Doron (2004-pres.)**
- 1,138 Sonia Chase (1995-98)
- 1,124 Lisa Brown (1985-88)
- 1,119 Chequita Wood (1983-86)
- 1,104 Jessie Hicks (1990-93)

## Free Throws Made

- 402 Shay Doron (2004-present)**
- 386 Deedee Warley (1999-2002)
- 303 Jessie Hicks (1990-93)
- 296 Vicky Bullett (1986-89)
- 287 Kris Kirchner (1978-80)
- 287 Deanna Tate (1986-89)
- 278 Renneika Razor (2000-03)
- 273 Christy Winters (1987-90)
- 261 Myra Waters (1979-82)
- 260 Crystal Langhorne (2005-pres.)**
- 256 Sonia Chase (1995-98)
- 247 Debbie Lytle (1980-83)
- 244 Marcia Richardson (1981-84)
- 241 Jane Zivalich (1976-79)
- 233 Stephanie Cross (1995-98)

## Free Throw Attempts

- 543 Deedee Warley (1999-2002)
- 503 Shay Doron (2004-pres.)**
- 500 Renneika Razor (2000-03)
- 500 Jessie Hicks (1990-93)
- 418 Kris Kirchner (1978-80)
- 410 Crystal Langhorne (2005-pres.)**
- 408 Vicky Bullett (1986-89)
- 402 Christy Winters (1987-90)
- 400 Sonia Chase (1995-98)
- 379 Deanna Tate (1986-89)
- 363 Debbie Lytle (1980-83)
- 361 Stephanie Cross (1995-98)
- 355 Myra Waters (1979-82)
- 332 Jane Zivalich (1976-79)
- 323 Dafne Lee (1989-92)

## Free Throw Pct. (min. 200 attempts)

- .804 (163-200) Marché Strickland (1999-02)
- .799 (393-493) Shay Doron (2004-present)**
- .771 (165-214) Lisa Brown (1985-88)
- .770 (244-317) Marcia Richardson (1981-84)
- .757 (287-379) Deanna Tate (1986-89)
- .752 (155-206) Jasmina Perazic (1980-83)
- .749 (209-279) Michele Andrew (1992-94)
- .736 (178-242) Malissa Boles (1992-93)
- .735 (261-355) Myra Waters (1979-82)
- .726 (241-332) Jane Zivalich (1976-79)
- .725 (296-408) Vicky Bullett (1986-89)
- .711 (386-543) Deedee Warley (1999-pres.)
- .707 (208-294) Tara Heiss (1975-78)
- .707 (171-242) Tiffany Brown (1997-00)
- .706 (228-323) Dafne Lee (1989-92)

## Assists

- 583 Debbie Lytle (1980-83)
- 504 Tara Heiss (1975-78)
- 500 Deanna Tate (1986-89)
- 439 Carla Holmes (1988-91)
- 416 Anesia Smith (2002-05)
- 406 Subrena Rivers (1986-90)
- 402 Marcia Richardson (1981-84)
- 383 Lisa Brown (1985-88)
- 381 Tiffany Brown (1997-00)
- 371 Sonia Chase (1995-98)
- 364 Vicki Brick (2000, 02-04)
- 354 Terri Daniels (2000-03)
- 342 Jasmina Perazic (1980-83)
- 311 Kelley Gibson (1995-99)
- 307 Shay Doron (2004-pres.)**

## Blocked Shots

- 186 Kris Kirchner (1978-80)
- 170 Vicky Bullett (1986-89)
- 137 Jessie Hicks (1990-93)
- 97 Krystal Kimrey (1977-80)
- 91 Christy Winters (1987-90)
- 86 Chequita Wood (1983-86)
- 82 Laura Harper (2005-present)**
- 74 Debbie Lytle (1980-83)
- 71 Crystal Washington (2001-04)
- 71 Rosita Melbourne (1999-2002)
- 66 Myra Waters (1979-82)
- 65 Carolin Dehn-Duhr (1985-87)
- 62 Bonnie Rinkus (1991-94)
- 55 Deedee Warley (1999-2002)
- 47 Marissa Coleman (2006-pres.)**
- 47 Monica Adams (1991-94)

## 3-Pt. Field Goals Made

- 172 Tiffany Brown (1997-00)
- 167 Marché Strickland (1999-2002)
- 120 Shay Doron (2004-present)**
- 101 Terri Daniels (2000-03)
- 80 Chrissy Fisher (2003-04)
- 77 Ashleigh Newman (2005-present)**
- 75 Carla Holmes (1989-91)
- 67 Kelley Gibson (1995-99)
- 52 Marissa Coleman (2006-present)**
- 47 Kristi Toliver (2006-present)**
- 44 Kalika France (2004-present)**
- 39 Lillian Purvis (1995-97)
- 32 Limor Mizarachi (1992)
- 28 Aluma Goren (1991)

## 3-Point Field Goal Att.

- 575 Tiffany Brown (1997-00)
- 482 Marché Strickland (1999-2002)
- 349 Shay Doron (2004-present)**
- 287 Terri Daniels (2000-03)
- 245 Kelley Gibson (1995-99)
- 222 Chrissy Fisher (2003-04)
- 218 Ashleigh Newman (2005-present)**
- 199 Carla Holmes (1988-91)
- 140 Kalika France (2004-present)**
- 130 Lillian Purvis (1994-97)
- 112 Kristi Toliver (2006-pres.)**
- 104 Marissa Coleman (2006-pres.)**
- 84 Monica Bennett (1990-93)
- 82 Aluma Goren (1991)
- 81 Bonnie Rinkus (1991-94)

## 3-Point Field Goal Pct.

(min. 50 attempts)

- .500 (52-104) Marissa Coleman (2006-pres.)**
- .500 (38-76) Alli Spence (2004)
- .416 (32-77) Limor Mizarachi (1992)
- .396 (21-53) Terri Bradley (1990)
- .394 (26-66) Kim Bretz (1996-97)
- .388 (47-121) Kristi Toliver (2006-present)**
- .377 (75-199) Carla Holmes (1989-91)
- .360 (80-222) Chrissy Fisher (2003-pres.)
- .353 (77-218) Ashleigh Newman (2005-pres.)**
- .353 (24-68) Lisa Brown (1985-89)
- .352 (101-287) Terri Daniels (2000-03)
- .347 (167-482) Marché Strickland (1999-02)
- .344 (120-349) Shay Doron (2004-present)**
- .341 (28-82) Aluma Goren (1991-91)

**Italic** indicates where averages rank if the season ended today.

SEASON RECORDS

Scoring

1.	686	Vicky Bullett (1988-89)
2.	633	Deanna Tate (1988-89)
3.	627	Kris Kirchner (1979-80)
4.	581	Vicky Bullett (1987-88)
5.	<b>567</b>	<b>Crystal Langhorne (2005-06)</b>
6.	562	Shay Doron (2004-05)
7.	<b>549</b>	<b>Crystal Langhorne (2004-05)</b>
8.	533	Christy Winters (1989-90)
9.	529	Jessie Hicks (1992-93)
10.	527	Lisa Brown (1987-88)
11.	510	Bonnie Rimkus (1993-94)
12.	505	Marcia Richardson (1983-84)
13.	503	Jasmina Perazic (1982-83)
14.	491	Chequita Wood (1983-84)
15.	484	Deanna Tate (1985-86)

Rebounds

1.	362	Kris Kirchner (1979-80)
2.	<b>340</b>	<b>Crystal Langhorne (2004-05)</b>
3.	316	Kris Kirchner (1977-78)
4.	303	Vicky Bullett (1987-88)
5.	<b>290</b>	<b>Crystal Langhorne (2005-06)</b>
6.	287	Vicky Bullett (1988-89)
7.	282	Bonnie Rimkus (1993-94)
8.	258	Kris Kirchner (1978-79)
9.	<b>254</b>	<b>Marissa Coleman (2005-06)</b>
10.	251	Myra Waters (1979-80)
11.	243	Vicky Bullett (1986-87)
12.	239	Myra Waters (1980-81)
13.	228	Debbie Jones (1977-78)
	228	Jessie Hicks (1991-92)
15.	226	Laura Harper (2005-06)

Field Goals Made

1.	289	Vicky Bullett (1988-89)
2.	268	Deanna Tate (1988-89)
3.	246	Kris Kirchner (1979-80)
4.	243	Vicky Bullett (1987-88)
5.	226	Jasmina Perazic (1982-83)
6.	224	Marcia Richardson (1983-84)
7.	218	Lisa Brown (1987-88)
8.	216	Christy Winters (1989-90)
9.	215	Chequita Wood (1983-84)
	<b>215</b>	<b>Crystal Langhorne (2004-05)</b>
12.	<b>213</b>	<b>Crystal Langhorne (2005-06)</b>
13.	207	Bonnie Rimkus (1993-94)
14.	205	Jessie Hicks (1992-93)
15.	197	Marcia Richardson (1982-83)
	197	Vicky Bullett (1986-87)

Free Throws Made

1.	<b>145</b>	<b>Shay Doron (2004-05)</b>
2.	<b>141</b>	<b>Crystal Langhorne (2005-06)</b>
3.	<b>136</b>	<b>Shay Doron (2003-04)</b>
4.	135	Kris Kirchner (1979-80)
5.	<b>121</b>	<b>Shay Doron (2005-06)</b>
6.	119	Jessie Hicks (1992-93)
	<b>119</b>	<b>Crystal Langhorne (2004-05)</b>
8.	115	Deedee Warley (1999-00)
9.	<b>110</b>	<b>Laura Harper (2005-06)</b>
10.	108	Vicky Bullett (1988-89)
11.	107	Deedee Warley (2000-01)
12.	103	Deedee Warley (2001-02)
13.	101	Myra Water (1981-82)
	101	Christy Winters (1989-90)
15.	100	Deanna Tate (1985-86)

Blocked Shots

1.	80	Kris Kirchner (1978-79)
2.	<b>67</b>	<b>Laura Harper (2005-06)</b>
	59	Kris Kirchner (1979-80)
4.	54	Vicky Bullett (1986-87)
5.	<b>47</b>	<b>Marissa Coleman (2005-06)</b>
	47	Kris Kirchner (1977-78)
	47	Jessie Hicks (1992-93)
	47	Jessie Hicks (1991-92)
9.	46	Vicky Bullett (1988-89)
10.	41	Vicky Bullett (1987-88)
	40	Crystal Washington (2003-04)
12.	34	Carolyn Dehn-Duhr (1984-85)
	33	Christy Winters (1986-87)
14.	31	Krystal Kimrey (1976-77)
	31	Carolyn Dehn-Duhr (1985-86)

3-Pt. Field Goals Made

1.	69	Tiffany Brown (1999-00)
2.	59	Marché Strickland (1999-00)
3.	<b>54</b>	<b>Shay Doron (2005-06)</b>
4.	<b>52</b>	<b>Marissa Coleman (2005-06)</b>
	52	Marché Strickland (2001-02)
6.	48	Tiffany Brown (1996-97)
7.	<b>47</b>	<b>Kristi Toliver (2005-06)</b>
	47	Marché Strickland (2000-01)
9.	<b>44</b>	<b>Ashleigh Newman (2005-06)</b>
10.	42	Terri Daniels (2002-03)
	42	Chrissy Fisher (2002-03)
12.	<b>39</b>	<b>Shay Doron (2004-05)</b>
13.	38	Chrissy Fisher (2003-04)
	38	Alli Spence (2003-04)
15.	36	Tiffany Brown (1997-98)

3-Point Field Goal Att.

1.	230	Tiffany Brown (1999-00)
2.	150	Marché Strickland (2001-02)
3.	148	Marché Strickland (2000-01)
4.	146	Marché Strickland (1999-00)
5.	137	Terri Daniels (2002-03)
6.	<b>136</b>	<b>Shay Doron (2004-05)</b>
7.	134	Tiffany Brown (1996-97)
	134	Tiffany Brown (1997-98)
9.	<b>133</b>	<b>Shay Doron (2005-06)</b>
10.	<b>124</b>	<b>Ashleigh Newman (2005-06)</b>
11.	<b>121</b>	<b>Kristi Toliver (2005-06)</b>
12.	112	Chrissy Fisher (2003-04)
13.	110	Chrissy Fisher (2002-03)
14.	<b>104</b>	<b>Marissa Coleman (2005-06)</b>
15.	<b>94</b>	<b>Ashleigh Newman (2004-05)</b>

3-Point Field Goal Pct. (min. 50 att.)

	<b>.500 (52-104)</b>	<b>Marissa Coleman (2005-06)</b>
1.	.500 (38-76)	Alli Spence (2003-04)
2.	.481 (25-52)	Terri Daniels (2000-01)
3.	.424 (25-59)	Carla Holmes (1988-89)
4.	.416 (32-77)	Limor Mizrahi (1991-92)
	<b>.406 (54-133)</b>	<b>Shay Doron (2005-06)</b>
5.	.404 (59-146)	Marché Strickland (1999-00)
6.	.396 (21-53)	Terri Bradley (1989-90)
	<b>.388 (47-121)</b>	<b>Kristi Toliver (2005-06)</b>
7.	.382 (42-110)	Chrissy Fisher (2002-03)
8.	.375 (12-32)	Lillian Purvis (1994-95)
9.	.367 (22-60)	Carla Holmes (1987-88)
10.	.359 (28-78)	Terri Daniels (2001-02)
11.	.358 (48-134)	Tiffany Brown (1996-97)
	<b>.358 (24-67)</b>	<b>Kalika France (2004-05)</b>
	<b>.355 (44-124)</b>	<b>Ashleigh Newman (2005-06)</b>
13.	.355 (27-76)	Carla Holmes (1989-90)
14.	.353 (24-68)	Lisa Brown (1987-88)
	.353 (18-51)	Kim Bretz (1996-97)

ACC RECORDS

CAREER FREE THROWS

	Player, Team	Years	FTM	FTA
1.	Alana Beard, Duke	2001-04	582	752
2.	Chris Moreland, Duke	1985-88	576	868
3.	Monique Currie, Duke	2002-**	521	666
4.	Dawn Staley, Virginia	1989-92	505	623
5.	Charlotte Smith, North Carolina	1992-95	481	738
6.	Katie Meier, Duke	1986-90	447	624
7.	Tammi Reiss, Virginia	1989-92	437	552
8.	Joyce Pierce, Georgia Tech	1991-93	430	537
9.	Tonya Sampson, North Carolina	1991-94	421	590
10.	Tracy Reid, North Carolina	1995-98	419	688
11.	Barbara Kennedy, Clemson	1979-82	415	614
12.	Nicole Levesque, Wake Forest	1991-94	410	494
13.	Linda Page, NC State	1982-85	407	477
14.	<b>Shay Doron, Maryland</b>	<b>2004-**</b>	<b>402</b>	<b>503</b>
15.	Angie Armstrong, NC State	1980-83	394	590
16.	Tracy Connor, Wake Forest	1993-97	387	599
17.	Deedee Warley, Maryland	1999-2002	386	543
18.	Nikki Teasley, North Carolina	1998-2000, 02	384	493
19.	Chanel Wright, North Carolina	1996-99	378	540
20.	Trudi Lacey, NC State	1978-81	369	514
21.	Chasity Melvin, NC State	1994-98	366	639
22.	LeeAnn Woodhull, Georgia Tech	1980-83	360	550
23.	Kisha Ford, Georgia Tech	1993-97	359	522
24.	Tresa Brown, North Carolina	1981-84	351	489
25.	Donna Holt, Virginia	1984-88	347	429
	Jennifer Howard, NC State	1994-97	347	411

ACC FRESHMAN CLASS SINGLE-SEASON RECORDS BLOCKS

1.	Dawn Royster, North Carolina	1983-84	84
2.	Brooke Wyckoff, Florida State	1997-98	80
3.	Sarah Sullivan, Duke	1982-83	68
	Peggy Caple, Clemson	1981-82	68
	DeMya Walker, Virginia	1995-96	68
6.	Joannah Kauffman, Ga Tech	1994-95	49
7.	<b>Marissa Coleman, Maryland</b>	<b>2005-06</b>	<b>47</b>
	Kris Kirchner, Maryland	1977-78	47
9.	Chante Black, Duke	2004-05	46
	LaToya Pringle, North Carolina	2004-05	45

DOUBLE FIGURE SCORING GAMES

1.	Crystal Langhorne, Maryland	2004-05	29
	Erlana Larkins, North Carolina	2004-05	29
3.	<b>Marissa Coleman, Maryland</b>	<b>2005-06</b>	<b>26</b>
	Monique Currie, Duke	2001-02	26
	Alana Beard, Duke	2000-01	26
6.	Camille Little, North Carolina	2003-04	25
	Katie Meier, Duke	1985-86	25
	Charlotte Smith, North Carolina	1991-92	25
9.	Chris Moreland, Duke	1984-85	23
10.	Wanisha Smith, Duke	2004-05	22

DOUBLE FIGURE REBOUNDING GAMES

1.	Crystal Langhorne, Maryland	2004-05	19
2.	La'Tangela Atkinson, North Carolina	2002-03	12
3.	<b>Marissa Coleman, Maryland</b>	<b>2005-06</b>	<b>11</b>
	Chante Black, Duke	2004-05	11
5.	Charlotte Smith, North Carolina	1991-92	10
6.	Monique Currie, Duke	2001-02	9

TERP CLASS RECORDS

FRESHMAN CLASS

**POINTS**

- 549 Crystal Langhorne (2005)
- 484 Deanna Tate (1986)
- 469 Marissa Coleman (2006)
- 466 Edna Campbell (1987)
- 405 Shay Doron (2004)
- 405 Kris Kirchner (1978)
- 369 Betsy Bailey (1978)
- 363 Kalika France (2004)
- 363 Deedee Warley (1999)
- 354 Beth Hunt (1987)

**SCORING AVERAGE**

- 17.2 Crystal Langhorne (2005)
- 16.7 Deanna Tate (1986)
- 16.1 Edna Campbell (1987)
- 16.1 Beth Hunt (1987)
- 14.2 Marissa Coleman (2006)
- 13.5 Shay Doron (2004)
- 13.5 Kris Kirchner (1978)
- 13.4 Deedee Warley (1999)
- 12.7 Betsy Bailey (1978)
- 12.2 Kelley Gibson (1996)
- 11.7 Kalika France (2004)

**REBOUNDS**

- 340 Crystal Langhorne (2005)
- 316 Kris Kirchner (1978)
- 254 Marissa Coleman (2006)
- 200 Beth Hunt (1987)
- 193 Sonia Chase (1995)

**REBOUND AVERAGE**

- 10.6 Crystal Langhorne (2005)
- 10.5 Kris Kirchner (1978)
- 9.1 Beth Hunt (1987)
- 7.7 Marissa Coleman (2006)
- 6.7 Sonia Chase (1995)
- 6.6 Jane Zivalich (1976)

**FIELD GOALS MADE**

- 215 Crystal Langhorne (2005)
- 201 Edna Campbell (1987)
- 192 Deanna Tate (1986)
- 174 Betsy Bailey (1978)
- 169 Marissa Coleman (2006)
- 158 Kris Kirchner (1978)
- 151 Deedee Warley (1999)
- 145 Beth Hunt (1987)
- 140 Kalika France (2004)
- 139 Bonnie Rimkus (1991)

**FIELD GOALS ATTEMPTED**

- 399 Edna Campbell (1987)
- 363 Crystal Langhorne (2005)
- 349 Deanna Tate (1986)
- 340 Kelley Gibson (1996)
- 327 Marissa Coleman (2006)
- 327 Shay Doron (2004)
- 326 Betsy Bailey (1978)
- 318 Kalika France (2004)
- 317 Stephanie Cross (1995)
- 310 Kris Kirchner (1978)

**3-POINT FIELD GOALS MADE**

- 52 Marissa Coleman (2006)
- 48 Tiffany Brown (1997)
- 47 Kristi Toliver (2006)
- 42 Chrissy Fisher (2003)
- 33 Ashleigh Newman (2005)
- 28 Aluma Goren (1991)
- 27 Shay Doron (2004)
- 23 Kalika France (2004)
- 22 Anesia Smith (2002)
- 22 Carla Holmes (1988)

**3-POINT FIELD GOALS ATTEMPTED**

- 134 Tiffany Brown (1997)
- 110 Chrissy Fisher (2003)
- 121 Kristi Toliver (2006)
- 104 Marissa Coleman (2006)
- 94 Ashleigh Newman (2005)
- 84 Kelley Gibson (1996)
- 82 Aluma Goren (1991)
- 80 Shay Doron (2004)
- 73 Kalika France (2004)
- 71 Anesia Smith (2002)

**FREE THROWS MADE**

- 136 Shay Doron (2004)
- 119 Crystal Langhorne (2005)
- 100 Deanna Tate (1986)
- 89 Kris Kirchner (1978)
- 79 Marissa Coleman (2006)
- 74 Kelley Gibson (1996)
- 68 Bonnie Rimkus (1991)
- 64 Edna Campbell (1987)
- 64 Beth Hunt (1987)
- 61 Deedee Warley (1999)

**FREE THROWS ATTEMPTED**

- 210 Crystal Langhorne (2005)
- 176 Shay Doron (2004)
- 141 Kris Kirchner (1978)
- 128 Deanna Tate (1986)
- 103 Bonnie Rimkus (1991)
- 97 Kelley Gibson (1996)
- 96 Marissa Coleman (2006)
- 95 Deedee Warley (1999)
- 93 Renneika Razor (2000)
- 89 Sonia Chase (1995)
- 89 Beth Hunt (1987)

**ASSISTS**

- 157 Debbie Lytle (1980)
- 138 Carla Holmes (1988)
- 133 Vicki Brick (2000)
- 132 Aluma Goren (1991)
- 130 Kristi Toliver (2006)
- 106 Deanna Tate (1986)
- 102 Marissa Coleman (2006)
- 87 Marissa Coleman (2006)
- 86 Edna Campbell (1987)
- 84 Marché Strickland (1999)

**BLOCKED SHOTS**

- 47 Marissa Coleman (2006)
- 47 Kris Kirchner (1978)
- 34 Carolin Dehn-Duhr (1985)
- 33 Christy Winters (1987)
- 31 Krystal Kimrey (1977)

**SOPHOMORE CLASS**

**POINTS**

- 567 Crystal Langhorne (2006)
- 562 Shay Doron (2005)
- 495 Pam Reaves (1979)
- 491 Chequita Wood (1984)
- 448 Christy Winters (1988)
- 443 Marché Strickland (2000)
- 443 Vicky Bullett (1987)
- 431 Carla Holmes (1989)
- 428 Myra Waters (1980)
- 413 Jessie Hicks (1991)

**SCORING AVERAGE**

- 17.6 Shay Doron (2005)
- 17.1 Pam Reaves (1979)
- 16.9 Chequita Wood (1984)
- 16.7 Crystal Langhorne (2006)
- 16.2 Tara Heiss (1976)
- 15.3 Vicky Bullett (1987)
- 14.3 Marché Strickland (2000)
- 14.3 Myra Waters (1980)
- 14.2 Debbie Lytle (1981)

- 14.0 Christy Winters (1988)
- 14.0 Angela Scott (1975)

**REBOUNDS**

- 290 Crystal Langhorne (2006)
- 258 Kris Kirchner (1979)
- 251 Myra Waters (1980)
- 243 Vicky Bullett (1987)
- 226 Laura Harper (2006)
- 193 Angela Scott (1975)
- 192 Chequita Wood (1984)
- 179 Stephanie Cross (1996)
- 176 Christy Winters (1988)
- 174 Debbie Stewart (1977)

**REBOUND AVERAGE**

- 11.4 Angela Scott (1975)
- 8.9 Kris Kirchner (1979)
- 8.5 Crystal Langhorne (2006)
- 8.4 Vicky Bullett (1987)
- 8.4 Myra Waters (1980)
- 7.5 Debbie Stewart (1977)
- 7.2 Debbie Lytle (1981)
- 7.1 Laura Harper (2006)
- 6.9 Stephanie Cross (1996)
- 6.8 Mary Briese (1976)
- 6.6 Chequita Wood (1984)
- 6.0 Sydney Beasley (1985)
- 6.0 Renneika Razor (2001)

**FIELD GOALS MADE**

- 236 Pam Reaves (1979)
- 215 Chequita Wood (1984)
- 213 Crystal Langhorne (2006)
- 197 Vicky Bullett (1987)
- 190 Christy Winters (1988)
- 189 Shay Doron (2005)
- 181 Carolin Dehn-Duhr
- 181 Myra Waters (1980)
- 177 Jessie Hicks (1991)
- 174 Carla Holmes (1989)

**FREE THROWS MADE**

- 145 Shay Doron (2005)
- 141 Crystal Langhorne (2006)
- 115 Deedee Warley (2000)
- 110 Laura Harper (2006)
- 76 Renneika Razor (2001)
- 74 Michele Andrew (1992)
- 69 Dafne Lee (1990)
- 68 Christy Winters (1988)
- 66 Myra Waters (1980)
- 64 Jonette Niles (1985)

**FREE THROWS ATTEMPTED**

- 200 Crystal Langhorne (2006)
- 182 Shay Doron (2005)
- 164 Laura Harper (2006)
- 163 Deedee Warley (2000)
- 134 Renneika Razor (2001)
- 103 Michele Andrew (1992)
- 101 Chequita Wood (1984)
- 99 Kalika France (2005)
- 99 Jessie Hicks (1991)
- 98 Jonette Niles (1985)

**BLOCKED SHOTS**

- 80 Kris Kirchner (1979)
- 67 Laura Harper (2006)
- 54 Vicky Bullett (1987)
- 31 Carolin Dehn-Duhr (1986)
- 27 Jessie Hicks (1991)

**JUNIOR CLASS**

**POINTS**

- 627 Kris Kirchner (1980)
- 581 Vicky Bullett (1988)
- 478 Marcia Richardson (1983)
- 477 Shay Doron (2006)
- 454 Myra Waters (1981)

- 448 Jessie Hicks (1992)
- 441 Jasmina Perazic (1982)
- 421 Malissa Boles (1992)
- 414 Christy Winters (1989)
- 414 Deanna Tate (1988)

**SCORING AVERAGE**

- 20.9 Kris Kirchner (1980)
- 18.2 Vicky Bullett (1988)
- 16.2 Myra Waters (1981)
- 15.4 Marcia Richardson (1983)
- 15.2 Jasmina Perazic (1982)
- 14.7 Tara Heiss (1977)
- 14.5 Jessie Hicks (1992)
- 14.1 Lisa Brown (1987)
- 13.9 Marché Strickland (2001)
- 13.8 Deedee Warley (2001)

**FIELD GOALS ATTEMPTED**

- 491 Kris Kirchner (1980)
- 404 Vicky Bullett (1988)
- 397 Pam Reaves (1980)
- 382 Marché Strickland (2001)
- 379 Lisa Brown (1987)
- 368 Shay Doron (2006)
- 354 Marcia Richardson (1983)
- 347 Jasmina Perazic (1982)
- 342 Myra Waters (1981)
- 333 Christy Winters (1989)

**3-POINT FIELD GOALS MADE**

- 54 Shay Doron (2006)
- 47 Marché Strickland (2001)
- 38 Alli Spence (2004)
- 28 Terri Daniels (2002)
- 27 Carla Holmes (1990)

**3-POINT FIELD GOALS ATTEMPTED**

- 148 Marché Strickland (2001)
- 133 Shay Doron (2006)
- 78 Alli Spence (2004)
- 78 Terri Daniels (2002)
- 76 Carla Holmes (1990)

**FREE THROWS MADE**

- 135 Kris Kirchner (1980)
- 121 Shay Doron (2006)
- 107 Deedee Warley (2001)
- 95 Vicky Bullett (1988)
- 94 Deanna Tate (1988)

**FREE THROWS ATTEMPTED**

- 190 Kris Kirchner (1980)
- 149 Jessie Hicks (1992)
- 145 Shay Doron (2006)
- 143 Deedee Warley (2001)
- 134 Vicky Bullett (1988)

**ASSISTS**

- 183 Debbie Lytle (1982)
- 177 Deanna Tate (1988)
- 148 Karon Ferguson (1994)
- 138 Shay Doron (2006)
- 131 Tiffany Brown (1999)

**STEALS**

- 89 Deanna Tate (1988)
- 89 Debbie Lytle (1982)
- 73 Myra Waters (1981)
- 71 Vicky Bullett (1988)
- 62 Renneika Razor (2002)
- 61 Lisa Brown (1987)
- 61 Chequita Wood (1985)
- 59 Shay Doron (2006)
- 59 Sonia Chase (1997)
- 57 Marcia Richardson (1983)
- 57 Jane Zivalich (1978)

2005-06 Maryland Women's Basketball  
 #3/3 Maryland Season Box Score (as of Mar 22, 2006)  
 All games

RECORD:	OVERALL	HOME	AWAY	NEUTRAL
ALL GAMES.....	(30-4)	(15-1)	(9-1)	(6-2)
CONFERENCE.....	(12-2)	(6-1)	(6-1)	(0-0)
NON-CONFERENCE.....	(18-2)	(9-0)	(3-0)	(6-2)

## Player	GP-GS	Min--Avg	---TOTAL---			---3-PTS---			---REBOUNDS---											
			FG-FGA	Pct	3FG-FGA	Pct	FT-FTA	Pct	Off	Def	Tot	Avg	PF	FO	A	TO	Blk	Stl	Pts	Avg
01 Crystal Langhorne..	34-34	937 27.6	213-324	.657	0-1	.000	141-200	.705	117	173	290	8.5	59	0	69	91	12	24	567	16.7
25 Marissa Coleman....	33-24	1020 30.9	169-327	.517	52-104	.500	79-96	.823	61	193	254	7.7	76	1	102	105	47	43	469	14.2
22 Shay Doron.....	34-31	1048 30.8	151-368	.410	54-133	.406	121-145	.834	23	103	126	3.7	68	2	138	105	11	59	477	14.0
15 Laura Harper.....	32-13	684 21.4	125-225	.556	0-0	.000	110-164	.671	68	158	226	7.1	92	3	26	71	67	31	360	11.3
20 Kristi Toliver.....	29-20	800 27.6	109-267	.408	47-121	.388	49-55	.891	15	58	73	2.5	49	1	130	79	7	20	314	10.8
21 Ashleigh Newman....	34-25	945 27.8	96-262	.366	44-124	.355	38-51	.745	48	70	118	3.5	84	3	79	76	5	41	274	8.1
55 Jade Perry.....	34-20	671 19.7	92-202	.455	0-0	.000	53-70	.757	62	99	161	4.7	67	0	21	49	17	15	237	7.0
44 Aurelie Noirez.....	28-0	307 11.0	34-68	.500	0-0	.000	11-17	.647	27	29	56	2.0	33	0	9	17	3	5	79	2.8
32 Charmaine Carr.....	33-2	386 11.7	24-54	.444	0-1	.000	19-31	.613	30	38	68	2.1	20	0	22	18	11	4	67	2.0
40 Angel Ross.....	13-1	102 7.8	2-16	.125	0-0	.000	2-5	.400	1	20	21	1.6	6	0	3	3	4	3	6	0.5
TEAM.....										63	82	145	4.3	0		9				
Total.....	34	6900	1015-2113	.480	197-484	.407	623-834	.747	515	1023	1538	45.2	554	10	599	623	184	245	2850	83.8
Opponents.....	34	6900	823-2197	.375	169-544	.311	383-551	.695	428	689	1117	32.9	693	14	439	561	100	298	2198	64.6

SCORE BY PERIODS:	1st	2nd	OT	Total
#3/3 Maryland.....	1360	1435	55	- 2850
Opponents.....	967	1201	30	- 2198

DEADBALL REBOUNDS:	OFF	DEF	TOTAL
#3/3 Maryland.....	95	14	109
Opponents.....	76	11	87

2005-06 Maryland Women's Basketball  
 #3/3 Maryland Season Box Score (as of Mar 12, 2006)  
 Conference games

RECORD:	OVERALL	HOME	AWAY	NEUTRAL
ALL GAMES.....	(12-2)	(6-1)	(6-1)	(0-0)
CONFERENCE.....	(12-2)	(6-1)	(6-1)	(0-0)
NON-CONFERENCE.....	(0-0)	(0-0)	(0-0)	(0-0)

## Player	GP-GS	Min--Avg	---TOTAL---		---3-PTS---		FT-FTA	Pct	----REBOUNDS----					PF	FO	A	TO	Blk	Stl	Pts	Avg
			FG-FGA	Pct	3FG-FGA	Pct			Off	Def	Tot	Avg									
01 Crystal Langhorne..	14-14	456 32.6	93-147	.633	0-0	.000	62-90	.689	54	68	122	8.7	25	0	31	43	5	11	248	17.7	
25 Marissa Coleman....	14-13	461 32.9	65-141	.461	22-49	.449	36-45	.800	22	92	114	8.1	37	1	33	36	20	14	188	13.4	
22 Shay Doron.....	14-14	476 34.0	56-158	.354	19-55	.345	48-63	.762	13	45	58	4.1	32	0	45	40	4	23	179	12.8	
20 Kristi Toliver.....	14-7	424 30.3	54-130	.415	28-57	.491	27-30	.900	7	30	37	2.6	25	0	61	40	4	8	163	11.6	
15 Laura Harper.....	14-6	300 21.4	55-94	.585	0-0	.000	42-68	.618	34	59	93	6.6	39	3	11	37	26	11	152	10.9	
55 Jade Perry.....	14-8	256 18.3	35-80	.438	0-0	.000	11-14	.786	18	30	48	3.4	29	0	9	25	2	4	81	5.8	
21 Ashleigh Newman....	14-8	380 27.1	26-88	.295	11-42	.262	9-14	.643	20	24	44	3.1	39	2	35	28	2	16	72	5.1	
44 Aurelie Noirez.....	9-0	59 6.6	8-16	.500	0-0	.000	1-2	.500	6	6	12	1.3	9	0	2	4	1	0	17	1.9	
40 Angel Ross.....	3-0	16 5.3	1-3	.333	0-0	.000	0-1	.000	0	4	4	1.3	1	0	0	0	1	0	2	0.7	
32 Charmaine Carr.....	14-0	72 5.1	3-9	.333	0-0	.000	3-5	.600	5	8	13	0.9	4	0	1	2	0	0	9	0.6	
TEAM.....										27	35	62	4.4	0		5					
Total.....	14	2900	396-866	.457	80-203	.394	239-332	.720	206	401	607	43.4	240	6	228	260	65	87	1111	79.4	
Opponents.....	14	2900	373-931	.401	68-213	.319	182-255	.714	187	307	494	35.3	285	7	203	215	49	114	996	71.1	

SCORE BY PERIODS:	1st	2nd	OT	Total
-----	-----	-----	-----	-----
#3/3 Maryland.....	504	552	55	- 1111
Opponents.....	423	543	30	- 996

DEADBALL REBOUNDS:	OFF	DEF	TOTAL
-----	-----	-----	-----
#3/3 Maryland.....	47	6	53
Opponents.....	37	3	40

2005-06 Maryland Women's Basketball  
 #3/3 Maryland Season Schedule/Results & Leaders (as of Mar 22, 2006)  
 All games

RECORD:	OVERALL	HOME	AWAY	NEUTRAL
ALL GAMES.....	(30-4)	(15-1)	(9-1)	(6-2)
CONFERENCE.....	(12-2)	(6-1)	(6-1)	(0-0)
NON-CONFERENCE.....	(18-2)	(9-0)	(3-0)	(6-2)

DATE	TIME	OPPONENT	SCORE	ATTEND	HIGH POINTS	HIGH REBOUNDS
11/18/05	7:00 p.m.	at Siena	W 107-66	3780	(23)Shay Doron	(10)Crystal Langhorne
11/20/05	2:00 p.m.	XAVIER	W 93-68	3102	(23)Shay Doron	(7)Laura Harper (7)Shay Doron
11/24/05	7:00 p.m.	! vs Gonzaga	W 88-50	2879	(21)Marissa Coleman	(11)Jade Perry
11/25/05	7:00 p.m.	! vs #9/9 Michigan State	W 75-61	1987	(16)Shay Doron	(12)Crystal Langhorne
11/26/05	9:30 p.m.	! vs #2/1 Tennessee	W 75-80	L 2940	(19)Crystal Langhorne	(12)Laura Harper
12/01/05	7:00 p.m.	APPALACHIAN STATE	W 118-59	2354	(20)Shay Doron	(16)Jade Perry
12/04/05	2:00 p.m.	MOUNT ST. MARY'S	W 102-53	2712	(30)Crystal Langhorne	(13)Jade Perry
12/07/05	7:00 p.m.	at Monmouth	W 88-55	1012	(22)Marissa Coleman	(11)Jade Perry
12/11/05	1:00 p.m.	ARIZONA	W 92-67	4018	(20)Marissa Coleman	(11)Crystal Langhorne
12/13/05	7:00 p.m.	COPPIN STATE	W 69-38	2384	(13)Marissa Coleman	(10)Crystal Langhorne
12/22/05	7:00 p.m.	at George Mason	W 70-33	1215	(21)Ashleigh Newman	(12)Laura Harper
12/29/05	7:25 p.m.	# CENTRAL CONNECTICUT STATE	W 94-57	3085	(26)Shay Doron	(10)Crystal Langhorne
12/30/05	7:00 p.m.	# FURMAN	W 92-58	2763	(26)Shay Doron	(10)Laura Harper (10)Marissa Coleman
01/02/06	7:00 p.m.	MANHATTAN	W 82-49	2208	(17)Jade Perry	(10)Jade Perry
01/05/06	7:00 p.m.	* at #19/21 Boston College	WOT 67-64	1280	(24)Crystal Langhorne	(13)Crystal Langhorne
01/08/06	1:07 p.m.	* #2/2 DUKE	W 68-86	L 16097	(12)Shay Doron (12)Kristi Toliver	(6)Jade Perry (6)Laura Harper (6)Marissa Coleman
01/16/06	4:30 p.m.	* FLORIDA STATE	W 75-57	7194	(16)Kristi Toliver	(19)Crystal Langhorne
01/20/06	7:00 p.m.	* at Virginia	WOT 84-74	4233	(22)Marissa Coleman	(9)Laura Harper
01/23/06	7:00 p.m.	* at #25/24 Virginia Tech	W 68-62	3984	(21)Crystal Langhorne	(12)Crystal Langhorne
01/26/06	7:00 p.m.	* GEORGIA TECH	W 79-71	2796	(23)Crystal Langhorne	(10)Marissa Coleman
01/29/06	3:05 PM	* at Wake Forest	WOT 79-70	2405	(34)Crystal Langhorne	(14)Crystal Langhorne
02/01/06	7:00 p.m.	* MIAMI	W 88-77	3080	(26)Shay Doron	(12)Crystal Langhorne (12)Marissa Coleman
02/05/06	12:00 p.m.	* VIRGINIA	W 85-71	9099	(23)Shay Doron	(10)Laura Harper
02/09/06	7:00 p.m.	* at #1/1 North Carolina	WOT 98-95	6417	(25)Crystal Langhorne	(9)Marissa Coleman
02/13/06	7:00 p.m.	* at #1/2 Duke	W 80-90	L 6047	(20)Marissa Coleman	(7)Laura Harper
02/16/06	7:00 p.m.	* #18/20 BOSTON COLLEGE	W 86-59	5250	(22)Shay Doron	(15)Marissa Coleman
02/19/06	1:00 p.m.	* at NC State	W 65-57	7781	(20)Laura Harper	(10)Marissa Coleman
02/23/06	7:00 p.m.	* CLEMSON	W 89-63	4954	(20)Marissa Coleman	(10)Crystal Langhorne (10)Aurelie Noirez
02/26/06	2:00 p.m.	NORTHERN COLORADO	W 89-53	5914	(17)Kristi Toliver	(10)Marissa Coleman
03/03/06	9:30 p.m.	\$ vs Georgia Tech	W 71-66	8965	(20)Crystal Langhorne	(7)Crystal Langhorne
03/04/06	4:00 p.m.	\$ vs #2/2 Duke	W 78-70	10019	(17)Laura Harper	(13)Marissa Coleman
03/05/06	1:00 p.m.	\$ vs #1/1 North Carolina	W 80-91	L 10746	(18)Jade Perry	(8)Laura Harper (8)Marissa Coleman
3/19/06	2:47 p.m.	^ vs Sacred Heart	W 95-54	3990	(20)Jade Perry	(13)Laura Harper
3/21/06	7:22 p.m.	^ vs St. John's	W 81-74		(30)Crystal Langhorne	(9)Crystal Langhorne

\* = ACC game  
 ! = Paradise Jam, St. Thomas, V.I.  
 # = Terrapin Classic, College Park, Md.  
 \$ = ACC Tournament, Greensboro, N.C.  
 ^ = NCAA Tournament, University Park, Pa.

ATTENDANCE SUMMARY	GAMES	TOTALS	AVG/GAME
HOME.....	16	77010	4814
AWAY.....	10	38154	3816
NEUTRAL.....	8	41526	5191
TOTAL.....	34	156690	4609

2005-06 Maryland Women's Basketball  
 #3/3 Maryland Season Box Score (as of Mar 14, 2006)  
 ACC Tournament

RECORD:	OVERALL	HOME	AWAY	NEUTRAL
ALL GAMES.....	(2-1)	(0-0)	(0-0)	(2-1)
CONFERENCE.....	(0-0)	(0-0)	(0-0)	(0-0)
NON-CONFERENCE.....	(2-1)	(0-0)	(0-0)	(2-1)

## Player	GP-GS	Min--Avg	---TOTAL---		---3-PTS---		---FT-FTA---		----REBOUNDS----				PF	FO	A	TO	Blk	Stl	Pts	Avg
			FG-FGA	Pct	3FG-FGA	Pct	FT-FTA	Pct	Off	Def	Tot	Avg								
01 Crystal Langhorne..	3-3	98 32.7	15-24	.625	0-0	.000	15-25	.600	12	12	24	8.0	6	0	2	10	1	3	45	15.0
25 Marissa Coleman....	3-3	98 32.7	15-33	.455	5-10	.500	8-9	.889	3	24	27	9.0	9	0	8	13	4	4	43	14.3
15 Laura Harper.....	3-3	69 23.0	13-26	.500	0-0	.000	7-13	.538	7	13	20	6.7	10	0	2	8	3	1	33	11.0
21 Ashleigh Newman....	3-3	86 28.7	10-20	.500	5-10	.500	5-6	.833	4	11	15	5.0	10	0	2	8	1	1	30	10.0
20 Kristi Toliver.....	3-3	103 34.3	9-31	.290	2-12	.167	8-10	.800	1	6	7	2.3	9	0	14	10	0	2	28	9.3
55 Jade Perry.....	3-0	52 17.3	10-16	.625	0-0	.000	5-9	.556	1	2	3	1.0	5	0	1	2	0	3	25	8.3
22 Shay Doron.....	3-0	68 22.7	7-22	.318	1-7	.143	7-7	1.000	2	5	7	2.3	4	0	4	5	1	2	22	7.3
44 Aurelie Noirez.....	3-0	9 3.0	1-1	1.000	0-0	.000	1-1	1.000	0	1	1	0.3	1	0	0	0	1	0	3	1.0
32 Charmaine Carr.....	3-0	17 5.7	0-1	.000	0-0	.000	0-0	.000	1	0	1	0.3	1	0	0	1	1	0	0	0.0
TEAM.....									6	7	13	4.3	0		0					
Total.....	3	600	80-174	.460	13-39	.333	56-80	.700	37	81	118	39.3	55	0	33	57	12	16	229	76.3
Opponents.....	3	600	87-212	.410	9-43	.209	44-60	.733	55	70	125	41.7	66	1	35	40	11	33	227	75.7

SCORE BY PERIODS:	1st	2nd	Total
-----	-----	-----	-----
#3/3 Maryland.....	107	122	- 229
Opponents.....	103	124	- 227

DEADBALL REBOUNDS:	OFF	DEF	TOTAL
-----	-----	-----	-----
#3/3 Maryland.....	9	3	12
Opponents.....	2	2	4

2005-06 Maryland Women's Basketball  
 #3/3 Maryland Season Box Score (as of Mar 22, 2006)  
 In the NCAA Tourney

RECORD:	OVERALL	HOME	AWAY	NEUTRAL
ALL GAMES.....	(2-0)	(0-0)	(0-0)	(2-0)
CONFERENCE.....	(0-0)	(0-0)	(0-0)	(0-0)
NON-CONFERENCE.....	(2-0)	(0-0)	(0-0)	(2-0)

## Player	GP-GS	Min--Avg	---TOTAL---		---3-PTS---		---FT-FTA		Pct		----REBOUNDS----				PF	FO	A	TO	Blk	Stl	Pts	Avg
			FG-FGA	Pct	3FG-FGA	Pct	Off	Def	Tot	Avg												
01 Crystal Langhorne..	2-2	52 26.0	18-28	.643	0-0	.000	9-11	.818	9	5	14	7.0	2	0	5	9	1	2	45	22.5		
15 Laura Harper.....	2-2	46 23.0	8-15	.533	0-0	.000	15-20	.750	8	10	18	9.0	6	0	2	3	2	3	31	15.5		
22 Shay Doron.....	2-2	54 27.0	7-14	.500	3-9	.333	9-10	.900	1	9	10	5.0	5	1	4	4	0	4	26	13.0		
55 Jade Perry.....	2-0	36 18.0	7-15	.467	0-0	.000	6-6	1.000	6	5	11	5.5	1	0	0	0	2	0	20	10.0		
21 Ashleigh Newman....	2-0	41 20.5	7-15	.467	3-6	.500	0-1	.000	2	3	5	2.5	4	0	4	0	0	2	17	8.5		
25 Marissa Coleman....	2-2	62 31.0	6-16	.375	2-5	.400	3-4	.750	5	11	16	8.0	3	0	7	5	0	2	17	8.5		
20 Kristi Toliver.....	2-2	63 31.5	6-21	.286	2-12	.167	0-0	.000	0	6	6	3.0	0	0	20	10	0	3	14	7.0		
32 Charmaine Carr.....	2-0	23 11.5	2-4	.500	0-0	.000	0-0	.000	3	3	6	3.0	2	0	0	2	1	0	4	2.0		
44 Aurelie Noirez.....	2-0	15 7.5	1-3	.333	0-0	.000	0-0	.000	1	1	2	1.0	2	0	0	3	1	0	2	1.0		
40 Angel Ross.....	1-0	8 8.0	0-0	.000	0-0	.000	0-0	.000	0	2	2	2.0	0	0	1	0	0	0	0	0.0		
TEAM.....									4	9	13	6.5	0		0							
Total.....	2	400	62-131	.473	10-32	.313	42-52	.808	39	64	103	51.5	25	1	43	36	7	16	176	88.0		
Opponents.....	2	400	47-129	.364	16-43	.372	18-26	.692	20	37	57	28.5	33	0	29	30	9	16	128	64.0		

SCORE BY PERIODS:	1st	2nd	Total
-----	-----	-----	-----
#3/3 Maryland.....	82	94	- 176
Opponents.....	67	61	- 128

DEADBALL REBOUNDS:	OFF	DEF	TOTAL
-----	-----	-----	-----
#3/3 Maryland.....	3	0	3
Opponents.....	6	0	6

2005-06 Maryland Women's Basketball  
 #3/3 Maryland Season Box Score (as of Mar 14, 2006)  
 vs NCAA Tourn Teams

RECORD:	OVERALL	HOME	AWAY	NEUTRAL
ALL GAMES.....	(9-4)	(3-1)	(4-1)	(2-2)
CONFERENCE.....	(6-2)	(2-1)	(4-1)	(0-0)
NON-CONFERENCE.....	(3-2)	(1-0)	(0-0)	(2-2)

## Player	GP-GS	Min--Avg	---TOTAL---		---3-PTS---		---FT-FTA---		----REBOUNDS----										Pts	Avg
			FG-FGA	Pct	3FG-FGA	Pct	FT-FTA	Pct	Off	Def	Tot	Avg	PF	FO	A	TO	Blk	Stl		
01 Crystal Langhorne..	13-13	425 32.7	72-117	.615	0-1	.000	55-81	.679	50	68	118	9.1	24	0	24	32	4	11	199	15.3
25 Marissa Coleman....	13-11	424 32.6	61-127	.480	16-36	.444	30-38	.789	20	80	100	7.7	35	1	31	42	16	16	168	12.9
20 Kristi Toliver.....	12-8	352 29.3	45-119	.378	23-56	.411	31-36	.861	7	22	29	2.4	29	1	39	36	4	5	144	12.0
15 Laura Harper.....	13-6	289 22.2	58-104	.558	0-0	.000	38-59	.644	28	64	92	7.1	47	3	10	35	23	13	154	11.8
22 Shay Doron.....	13-11	429 33.0	44-141	.312	17-51	.333	35-50	.700	9	34	43	3.3	28	1	39	47	5	17	140	10.8
21 Ashleigh Newman....	13-9	351 27.0	29-85	.341	11-39	.282	13-15	.867	15	21	36	2.8	36	2	23	32	2	7	82	6.3
55 Jade Perry.....	13-7	246 18.9	30-61	.492	0-0	.000	14-19	.737	15	27	42	3.2	29	0	8	18	3	5	74	5.7
32 Charmaine Carr.....	12-0	73 6.1	5-8	.625	0-0	.000	4-5	.800	5	4	9	0.8	3	0	1	2	3	1	14	1.2
44 Aurelie Noirez.....	10-0	48 4.8	4-10	.400	0-0	.000	1-2	.500	4	0	4	0.4	8	0	2	4	1	1	9	0.9
40 Angel Ross.....	3-0	13 4.3	0-3	.000	0-0	.000	0-0	.000	0	2	2	0.7	0	0	0	0	1	0	0	0.0
TEAM.....										32	35	67	5.2	0		6				
Total.....	13	2650	348-775	.449	67-183	.366	221-305	.725	185	357	542	41.7	239	8	177	254	62	76	984	75.7
Opponents.....	13	2650	337-839	.402	55-200	.275	181-251	.721	181	277	458	35.2	271	5	172	205	46	115	910	70.0

SCORE BY PERIODS:	1st	2nd	OT	Total
-----	-----	-----	-----	-----
#3/3 Maryland.....	444	515	25	984
Opponents.....	408	483	19	910

DEADBALL REBOUNDS:	OFF	DEF	TOTAL
-----	-----	-----	-----
#3/3 Maryland.....	42	7	49
Opponents.....	27	7	34

2005-06 Maryland Women's Basketball  
 #3/3 Maryland Season Box Score (as of Mar 14, 2006)  
 vs Ranked Teams

RECORD:	OVERALL	HOME	AWAY	NEUTRAL
ALL GAMES.....	(6-4)	(1-1)	(3-1)	(2-2)
CONFERENCE.....	(4-2)	(1-1)	(3-1)	(0-0)
NON-CONFERENCE.....	(2-2)	(0-0)	(0-0)	(2-2)

## Player	GP-GS	Min--Avg	---TOTAL---			---3-PTS---			----REBOUNDS----											
			FG-FGA	Pct	3FG-FGA	Pct	FT-FTA	Pct	Off	Def	Tot	Avg	PF	FO	A	TO	Blk	Stl	Pts	Avg
01 Crystal Langhorne..	10-10	337 33.7	61-93	.656	0-1	.000	44-64	.688	39	44	83	8.3	21	0	15	26	3	7	166	16.6
25 Marissa Coleman....	10-8	332 33.2	50-105	.476	13-29	.448	23-30	.767	17	67	84	8.4	28	1	22	32	13	12	136	13.6
22 Shay Doron.....	10-8	330 33.0	37-111	.333	15-40	.375	28-38	.737	7	31	38	3.8	24	1	25	35	4	13	117	11.7
20 Kristi Toliver.....	10-7	290 29.0	35-103	.340	16-47	.340	29-34	.853	6	15	21	2.1	26	1	35	30	3	4	115	11.5
15 Laura Harper.....	10-5	223 22.3	41-81	.506	0-0	.000	29-46	.630	24	48	72	7.2	36	2	8	28	20	11	111	11.1
21 Ashleigh Newman....	10-7	273 27.3	23-67	.343	7-26	.269	9-11	.818	8	16	24	2.4	33	2	16	22	1	5	62	6.2
55 Jade Perry.....	10-5	192 19.2	22-42	.524	0-0	.000	13-17	.765	9	21	30	3.0	24	0	7	12	1	4	57	5.7
32 Charmaine Carr.....	9-0	40 4.4	3-5	.600	0-0	.000	1-1	1.000	3	3	6	0.7	2	0	0	2	1	0	7	0.8
44 Aurelie Noirez.....	8-0	26 3.3	2-3	.667	0-0	.000	0-0	.000	2	0	2	0.3	6	0	1	1	1	0	4	0.5
40 Angel Ross.....	1-0	7 7.0	0-1	.000	0-0	.000	0-0	.000	0	1	1	1.0	0	0	0	0	1	0	0	0.0
TEAM.....										25	25	50	5.0	0		5				
Total.....	10	2050	274-611	.448	51-143	.357	176-241	.730	140	271	411	41.1	200	7	129	193	48	56	775	77.5
Opponents.....	10	2050	276-667	.414	50-165	.303	156-215	.726	152	227	379	37.9	218	5	140	154	40	91	758	75.8

SCORE BY PERIODS:	1st	2nd	OT	Total
-----	-----	-----	-----	-----
#3/3 Maryland.....	338	412	25	- 775
Opponents.....	344	395	19	- 758

DEADBALL REBOUNDS:	OFF	DEF	TOTAL
-----	-----	-----	-----
#3/3 Maryland.....	29	5	34
Opponents.....	22	6	28

**POINTS-REBOUNDS-ASSISTS**

Date	Opponent	01 Langhorne	15 Harper	20 Toliver	21 Newman	22 Doron	25 Coleman	32 Carr	40 Ross	44 Noirez	55 Perry
11/18	at Siena	13-10-5	11-6-0	16-3-6	11-2-2	23-4-7	16-7-1	6-1-1	DNP	8-5-1	3-3-0
11/20	XAVIER	13-6-3	9-7-0	16-5-7	2-4-2	23-7-4	14-6-4	6-2-1	DNP	4-2-0	6-4-3
11/24	vs Gonzaga	13-9-2	12-6-1	10-3-5	6-5-2	8-3-4	21-3-3	6-5-2	DNP	3-8-0	9-11-1
11/25	vs #9/9 Michigan State	10-12-1	10-7-1	6-2-1	14-1-1	16-3-6	13-8-0	DNP	DNP	0-1-0	6-5-0
11/26	vs #2/1 Tennessee	19-11-2	13-12-4	17-3-1	0-3-2	10-4-1	16-4-2	0-0-0	DNP	0-0-0	0-1-0
12/1	APPALACHIAN STATE	17-4-3	DNP	17-4-11	16-2-1	20-3-5	17-10-4	5-7-2	2-3-0	8-2-2	16-16-1
12/4	MOUNT ST. MARY'S	30-10-4	DNP	5-2-3	10-4-5	18-7-6	DNP	8-7-3	0-3-2	8-9-1	23-13-3
12/7	at Monmouth	20-5-1	8-7-1	DNP	7-5-3	17-2-10	22-9-3	5-3-0	DNP	7-1-1	2-11-1
12/11	ARIZONA	15-11-3	14-5-0	3-0-0	14-6-2	12-2-13	20-6-9	0-1-0	0-0-0	4-0-0	10-6-0
12/13	COPPIN STATE	7-10-2	12-7-0	DNP	10-4-1	12-1-2	13-3-3	7-2-1	0-1-0	4-2-1	4-4-0
12/22	at George Mason	8-10-0	6-12-0	DNP	21-5-4	10-3-7	20-10-4	0-3-2	0-0-0	DNP	5-6-0
12/29	CENTRAL CONNECTICUT STATE	22-10-2	10-3-1	DNP	10-4-5	26-2-5	15-6-6	5-4-2	0-4-0	2-3-0	4-5-0
12/30	FURMAN	17-6-0	13-10-1	DNP	14-2-2	26-4-6	16-10-5	2-5-5	1-0-0	1-1-0	2-3-1
1/2	MANHATTAN	9-9-2	12-5-0	2-1-0	14-4-1	16-1-5	12-5-3	0-2-2	0-1-0	0-3-1	17-10-0
1/5	at #19/21 Boston College	24-13-1	15-8-2	0-5-1	5-3-2	13-8-3	8-7-3	0-0-0	DNP	2-0-0	0-5-1
1/8	#2/2 DUKE	10-0-0	10-6-0	12-1-3	9-1-2	12-2-7	9-6-1	0-0-0	DNP	0-0-0	6-6-1
1/16	FLORIDA STATE	12-19-2	11-7-1	16-6-1	10-3-4	5-0-3	9-3-4	0-1-0	0-0-0	1-0-0	11-6-1
1/20	at Virginia	17-4-2	6-9-1	12-4-10	15-4-2	4-3-2	22-8-3	0-0-0	DNP	DNP	8-2-0
1/23	at #25/24 Virginia Tech	21-12-2	0-1-0	17-1-1	4-0-2	9-4-1	9-11-2	2-1-0	DNP	0-0-0	6-4-3
1/26	GEORGIA TECH	23-5-2	7-7-0	5-1-3	4-5-6	18-2-0	18-10-4	0-1-0	DNP	2-0-0	2-3-0
1/29	at Wake Forest	34-14-3	13-6-1	6-2-3	1-7-4	8-9-3	11-9-0	0-0-0	DNP	DNP	6-3-1
2/1	MIAMI	10-12-1	19-9-3	9-2-4	5-2-2	26-6-4	10-12-2	0-2-0	DNP	0-0-0	9-5-0
2/5	VIRGINIA	10-9-1	17-10-0	16-3-9	4-0-1	23-4-3	11-6-1	0-0-0	DNP	2-1-1	2-2-0
2/9	at #1/1 North Carolina	25-8-2	11-7-1	14-2-8	3-4-5	16-4-3	23-9-1	0-0-0	DNP	DNP	6-3-1
2/13	at #1/2 Duke	16-6-3	8-7-0	19-1-4	0-2-0	9-4-1	20-3-3	3-4-0	DNP	DNP	5-2-0
2/16	#18/20 BOSTON COLLEGE	16-4-2	14-10-0	10-3-7	8-1-0	22-6-1	8-15-4	2-1-0	0-1-0	2-1-1	4-1-1
2/19	at NC State	14-6-5	20-6-1	13-2-3	0-5-2	6-4-9	10-10-2	0-0-0	DNP	DNP	2-2-0
2/23	CLEMSON	16-10-5	1-0-1	14-4-4	4-7-3	8-2-5	20-5-3	2-3-1	2-3-0	8-10-0	14-4-0
2/26	NORTHERN COLORADO	16-7-1	14-8-2	17-0-1	6-3-5	13-5-4	6-10-7	4-6-0	1-3-0	8-4-0	4-1-1
3/3	vs Georgia Tech	20-7-0	3-6-2	8-4-5	11-6-0	12-4-2	13-6-2	0-1-0	DNP	3-1-0	1-0-1
3/4	vs #2/2 Duke	13-10-0	17-6-0	16-2-5	5-5-1	5-2-1	16-13-4	0-0-0	DNP	0-0-0	6-2-0
3/5	vs #1/1 North Carolina	12-7-2	13-8-0	4-1-4	14-4-1	5-1-1	14-8-2	0-0-0	DNP	0-0-0	18-1-0
3/19	vs Sacred Heart	15-5-3	16-13-1	5-1-12	12-3-3	17-5-3	6-10-4	4-3-0	0-2-1	0-1-0	20-10-0
3/21	vs St. John's	30-9-2	15-5-1	9-5-8	5-2-1	9-5-1	11-6-3	0-3-0	DNP	2-1-0	0-1-0

GAME-BY-GAME HIGHS

Date	Opponent	Score	WL	POINTS	REBOUNDS	ASSISTS	STEALS	BLOCKED SHOTS
11/18/05	at Siena	107-66	W	23-Doron	10-Langhorne	7-Doron	4-Doron	3-Coleman
11/20/05	XAVIER	93-68	W	23-Doron	7-Doron/Harper	7-Toliver	2-Coleman	3-Harper
11/24/05	vs Gonzaga	88-50	W	21-Coleman	11-Perry	5-Toliver	2-Coleman/Harper/ Newman	5-Harper
11/25/05	vs #9/9 Michigan State	75-61	W	16-Doron	12-Langhorne	6-Doron	5-Doron	4-Harper
11/26/05	vs #2/1 Tennessee	75-80	L	19-Langhorne	12-Harper	4-Harper	2-Coleman	3-Harper
12/2/05	APPALACHIAN STATE	118-59	W	20-Doron	16-Perry	11-Toliver	2-Perry	3-Coleman/Perry
12/4/04	MOUNT ST. MARY'S	102-53	W	30-Langhorne	13-Perry	6-Doron	2-Langhorne	3-Perry
12/7/05	at Monmouth	88-55	W	22-Coleman	11-Perry	10-Doron	5-Doron	4-Coleman
12/11/05	ARIZONA	92-67	W	20-Coleman	11-Langhorne	13-Doron	3-Harper	4-Harper
12/13/05	COPPIN STATE	69-38	W	13-Coleman	10-Langhorne	3-Coleman	2-Doron/Harper/ Coleman	2-Carr/Coleman/ Perry
12/22/05	at George Mason	70-33	W	21-Newman	12-Harper	7-Doron	3-Coleman/Harper/ Doron	2-Harper/Perry
12/29/05	CENTRAL CONN. STATE	94-57	W	26-Doron	10-Langhorne	6-Coleman	3-Coleman	3-Harper
12/30/05	FURMAN	92-58	W	26-Doron	10-Coleman/Harper	6-Doron	2-Doron/Perry	4-Harper/Coleman
1/2/06	MANHATTAN	82-49	W	17-Perry	10-Perry	5-Doron	2-Langhorne/Newman/ Coleman	2-Harper
1/5/06	at #19/21 Boston College	67-64	WOT	24-Langhorne	13-Langhorne	3-Doron/Coleman	2-Doron	4-Harper/Coleman
1/8/06	#2/2 DUKE	68-86	L	12-Toliver/Doron	6-Coleman/Harper/ Perry	7-Doron	3-Harper	1-Doron/Coleman Harper
1/16/06	FLORIDA STATE	75-57	W	16-Toliver	19-Langhorne	4-Newman/Coleman	3-Langhorne	1-Harper/Coleman/ Toliver
1/20/06	at Virginia	84-74	WOT	22-Coleman	9-Harper	10-Toliver	3-Newman	3-Harper
1/23/06	at #25/24 Virginia Tech	68-62	W	21-Langhorne	12-Langhorne	3-Perry	1-Coleman/Newman	3-Coleman
1/26/06	GEORGIA TECH	79-71	W	23-Langhorne	10-Coleman	6-Newman	2-Perry/Newman	4-Harper
1/29/06	at Wake Forest	79-70	WOT	34-Langhorne	14-Langhorne	4-Newman	3-Newman	3-Coleman
2/1/06	MIAMI	88-77	W	26-Doron	12-Coleman/Langhorne	4-Doron/Toliver	3-Doron	3-Harper
2/5/06	VIRGINIA	85-71	W	23-Doron	10-Harper	9-Toliver	2-Doron	1-Coleman
2/9/06	at #1/1 North Carolina	98-95	WOT	25-Langhorne	9-Coleman	8-Toliver	6-Coleman	2-Doron
2/13/06	at #1/2 Duke	80-90	L	20-Coleman	7-Harper	4-Toliver	2-Harper	2-Harper
2/16/06	#18/20 BOSTON COLLEGE	86-59	W	22-Doron	15-Coleman	7-Toliver	1-Coleman/Newman/ Doron/Harper/Toliver	3-Harper
2/19/06	at NC State	65-57	W	20-Harper	10-Coleman	9-Doron Toliver	1-Langhorne/Toliver/ Doron/Perry/Newman	1-Harper
2/23/06	CLEMSON	89-63	W	20-Coleman	10-Noirez/Langhorne	5-Doron/Langhorne	6-Doron	2-Harper
2/26/06	NORTHERN COLORADO	89-53	W	17-Toliver	10-Coleman	7-Coleman	2-Noirez/Harper/Doron/ Carr/Coleman/ Doron	1-Harper/Langhorne/ Newman/Carr/Ross/ Doron
3/3/06	vs Georgia Tech	71-66	W	20-Langhorne	7-Langhorne	5-Toliver	3-Coleman	2-Coleman
3/4/06	vs #2/2 Duke	78-70	W	17-Harper	13-Coleman	5-Toliver	2-Langhorne	2-Harper/Coleman
3/5/06	vs #1/1 North Carolina	80-91	L	18-Perry	8-Coleman/Harper	4-Toliver	1-Harper/Langhorne/ Perry/Toliver	1-Newman
3/19/06	vs Sacred Heart	95-54	W	20-Perry	13-Harper	12-Toliver	3-Toliver	1-Harper/Carr/ Noirez/Perry
3/21/06	vs St. John's	81-74	W	30-Langhorne	9-Langhorne	8-Toliver	2-Langhorne/Doron	1-Langhorne/Harper Perry

**TEAM & OPPONENT GAME-BY-GAME STATISTICS**

Opponent	Date	Score	W/L	TOTAL			3-PTS			REBOUNDS											Pts	Avg.	
				FG	FGA	Pct	3FG	FGA	Pct	FT	FTA	Pct	Off	Def	Tot	Avg	PF	A	TO	Blk			Stl
at Siena	11/18	107-66	W	41	63	.651	7	12	.583	18	27	.667	10	32	42	42.0	20	23	19	6	11	107	107.0
XAVIER	11/20	93-68	W	22	58	.379	5	12	.417	17	19	.895	5	15	20	20.0	24	9	20	0	9	66	66.0
vs Gonzaga	11/24	88-50	W	38	75	.507	5	15	.333	12	17	.706	21	27	48	45.0	18	24	14	7	4	93	100.0
vs #9/9 Michigan State	11/25	75-61	W	25	59	.424	6	19	.316	12	19	.632	9	19	28	24.0	18	9	17	5	9	68	67.0
vs #2/1 Tennessee	11/26	75-80	L	33	72	.458	6	17	.353	16	27	.593	27	30	57	49.0	24	20	18	9	9	88	96.0
APPALACHIAN STATE	12/1	118-59	W	21	63	.333	4	10	.400	4	8	.500	14	18	32	26.7	24	12	21	3	10	50	61.3
MOUNT ST. MARY'S	12/4	102-53	W	23	54	.426	5	18	.278	24	33	.727	13	28	41	47.0	18	10	17	6	9	75	90.8
at Monmouth	12/7	88-55	W	20	59	.339	9	24	.375	12	18	.667	14	23	37	29.3	28	14	18	0	10	61	61.2
ARIZONA	12/11	92-67	W	27	65	.415	4	17	.235	22	36	.846	12	20	32	29.8	28	6	14	6	7	80	65.0
COPPIN STATE	12/13	69-38	W	42	70	.600	6	10	.600	28	32	.875	19	35	54	47.2	15	29	17	7	8	118	92.7
at George Mason	12/22	70-33	W	23	68	.338	4	9	.444	9	13	.692	11	12	23	28.7	27	14	17	0	8	59	64.0
CENTRAL CONNECTICUT ST.	12/29	94-57	W	41	73	.562	4	8	.500	16	21	.762	13	45	58	48.7	19	27	14	7	5	102	94.0
FURMAN	12/30	92-58	W	19	75	.253	4	19	.211	11	19	.579	16	23	39	30.1	17	9	13	5	6	53	62.4
MANHATTAN	1/2	82-49	W	31	57	.544	4	8	.500	22	25	.880	14	31	45	48.2	19	20	21	7	9	88	93.2
at #19/21 Boston College	1/5	67-64	Wot	19	56	.339	5	14	.357	12	19	.632	10	13	23	29.3	20	15	21	2	10	55	61.5
#2/2 DUKE	1/8	68-86	L	33	53	.623	10	16	.625	16	18	.889	11	28	39	47.2	7	27	24	7	10	92	93.1
FLORIDA STATE	1/16	75-57	W	25	71	.352	9	25	.360	8	10	.800	18	20	28	29.1	17	14	18	2	14	67	62.1
at Virginia	1/20	84-74	Wot	21	51	.412	4	11	.364	23	28	.821	14	26	40	46.5	10	10	21	10	9	69	90.7
at #25/24 Virginia Tech	1/23	68-62	W	17	48	.354	0	5	.000	4	6	.667	4	15	19	28.1	20	8	22	1	8	38	59.7
GEORGIA TECH	1/26	79-71	W	24	56	.429	9	20	.450	13	27	.481	16	39	55	47.3	14	17	19	6	11	70	88.8
at Wake Forest	1/29	79-70	Wot	35	65	.538	7	13	.538	17	20	.850	14	32	46	47.2	15	21	15	6	8	94	89.2
MIAMI	2/1	88-77	W	24	61	.393	4	14	.286	5	13	.385	10	19	29	29.3	17	9	17	2	11	57	57.2
VIRGINIA	2/5	85-71	W	37	65	.569	8	13	.615	10	15	.667	12	34	46	47.1	10	20	15	9	8	92	89.5
at #1/1 North Carolina	2/9	98-95	Wot	23	63	.365	5	12	.417	7	8	.875	5	19	24	28.8	12	17	14	2	8	58	57.3
at #1/2 Duke	2/13	80-90	L	21	58	.362	7	13	.538	33	35	.857	17	31	48	47.1	16	14	19	4	8	82	88.9
#18/20 BOSTON COLLEGE	2/16	86-59	W	19	57	.333	6	17	.353	5	9	.556	10	21	31	29.0	26	16	24	2	9	49	56.7
at NC State	2/19	65-57	W	28	70	.400	3	11	.273	8	13	.615	17	34	51	47.4	18	13	17	8	5	67	87.5
CLEMSON	2/23	89-63	W	21	65	.323	7	18	.389	15	18	.833	11	27	38	29.6	16	13	15	3	9	64	57.2
NORTHERN COLORADO	2/26	89-53	W	24	48	.500	8	12	.667	12	19	.632	7	19	26	46.1	14	14	24	3	7	68	86.2
vs Georgia Tech	3/3	71-66	W	33	57	.579	6	13	.462	14	16	.875	5	22	27	29.4	20	17	17	2	9	86	59.0
vs #2/2 Duke	3/4	78-70	W	28	57	.491	6	13	.462	13	22	.591	16	31	47	46.1	14	16	18	3	6	75	85.6
vs #1/1 North Carolina	3/5	80-91	L	23	60	.383	1	11	.091	10	17	.588	10	16	26	29.2	17	10	13	3	6	57	58.9
vs Sacred Heart	3/19	95-54	W	29	54	.537	9	16	.563	17	22	.773	6	29	35	45.5	15	20	23	8	9	84	85.5
vs St. John's	3/21/06	81-74	W	30	67	.448	4	10	.400	10	17	.588	9	20	29	29.2	19	15	18	2	7	74	59.7
#3/3 Maryland		2850		21	53	.396	4	14	.286	22	27	.815	13	27	40	45.2	21	11	20	5	2	68	84.6
Opponents		2198		21	57	.368	4	8	.500	16	26	.615	13	21	34	29.5	20	14	14	3	10	62	59.8
				20	53	.377	6	16	.375	33	40	.825	14	26	40	45.0	19	15	18	8	5	79	84.3
				23	67	.343	6	15	.400	19	24	.792	20	22	42	30.1	29	9	17	4	7	71	60.4
				30	70	.429	1	9	.111	18	24	.750	20	32	52	45.3	16	15	14	5	6	79	84.0
				24	67	.358	9	23	.391	13	15	.867	11	23	34	30.3	20	14	11	0	8	70	60.9
				30	62	.484	5	16	.313	23	32	.719	15	39	54	45.7	12	16	22	6	6	88	84.2
				31	82	.378	6	23	.261	9	10	.900	12	22	34	30.5	26	16	10	2	11	77	61.6
				27	54	.500	4	11	.364	27	34	.794	13	25	38	45.3	14	16	15	1	3	85	84.3
				29	66	.439	2	8	.250	11	15	.733	11	19	30	30.4	22	15	10	2	10	71	62.0
				37	85	.435	9	17	.529	15	28	.536	22	27	49	45.5	24	21	21	4	12	98	84.8
				37	75	.493	8	23	.348	13	27	.481	19	29	48	31.2	26	23	25	10	12	95	63.4
				30	65	.462	7	18	.389	13	16	.813	13	22	35	45.1	23	11	15	3	4	80	84.6
				33	73	.452	3	16	.188	21	27	.778	21	23	44	31.7	15	15	9	6	6	90	64.4
				32	63	.508	5	17	.294	17	21	.810	18	30	48	45.2	17	16	19	7	5	86	84.7
				22	64	.344	3	13	.231	12	15	.800	14	16	30	31.6	21	13	16	1	8	59	64.2
				25	56	.446	6	16	.375	9	14	.643	15	29	44	45.1	15	22	22	1	5	65	84.0
				21	64	.328	4	19	.211	11	13	.846	15	19	34	31.7	16	14	16	2	10	57	64.0
				35	76	.461	7	17	.412	12	20	.600	17	31	48	45.2	18	22	12	3	12	89	84.1
				25	67	.373	5	13	.385	8	15	.533	16	28	44	32.1	18	15	24	9	1	63	63.9
				34	77	.442	9	26	.346	12	15	.800	20	30	50	45.4	14	21	13	6	13	89	84.3
				19	57	.333	8	29	.276	7	9	.778	9	26	35	32.2	14	12	21	0	6	53	63.6
				24	54	.444	6	13	.462	17	26	.654	12	26	38	45.2	15	12	21	3	8	71	83.9
				25	60	.417	3	10	.300	13	18	.722	12	24	36	32.4	22	10	14	2	13	66	63.6
				26	53	.491	3	10	.300	23	34	.676	13	30	43	45.1	16	11	17	8	4	78	83.7
				28	78	.359	4																

2005-06 Maryland Women's Basketball  
 #3/3 Maryland Team Game-by-Game Comparison (as of Mar 22, 2006)  
 All games

Opponent	1st	2nd	Score	Mar	Total FG	FG Pct	3-Pointers	3FG Pct	Free Throws	FT Pct	Rebound
-----	--/--	--/--	---/---	---	-----/-----	-----/-----	-----/-----	-----/-----	-----/-----	-----/-----	-----/---
Siena.....	59/31	48/35	107-66	+41	41-63/22-58	.651/.379	7-12/ 5-12	.583/.417	18-27/17-19	.667/.895	42/20
XAVIER.....	48/29	45/39	93-68	+25	38-75/25-59	.507/.424	5-15/ 6-19	.333/.316	12-17/12-19	.706/.632	48/28
Gonzaga.....	48/19	40/31	88-50	+38	33-72/21-63	.458/.333	6-17/ 4-10	.353/.400	16-27/ 4-8	.593/.500	57/32
#9/9 Michigan State.....	29/33	46/28	75-61	+14	23-54/20-59	.426/.339	5-18/ 9-24	.278/.375	24-33/12-18	.727/.667	41/37
#2/1 Tennessee.....	30/34	45/46	75-80	(5)	23-53/27-65	.434/.415	3-10/ 4-17	.300/.235	26-30/22-26	.867/.846	41/32
APPALACHIAN STATE.....	66/29	52/30	118-59	+59	42-70/23-68	.600/.338	6-10/ 4-9	.600/.444	28-32/ 9-13	.875/.692	54/23
MOUNT ST. MARY'S.....	56/22	46/31	102-53	+49	41-73/19-75	.562/.253	4-8 / 4-19	.500/.211	16-21/11-19	.762/.579	58/39
Monmouth.....	38/27	50/28	88-55	+33	31-57/19-56	.544/.339	4-8 / 5-14	.500/.357	22-25/12-19	.880/.632	45/23
ARIZONA.....	46/27	46/40	92-67	+25	33-53/25-71	.623/.352	10-16/ 9-25	.625/.360	16-18/ 8-10	.889/.800	39/28
COPPIN STATE.....	35/16	34/22	69-38	+31	21-51/17-48	.412/.354	4-11/ 0-5	.364/.000	23-28/ 4-6	.821/.667	40/19
George Mason.....	35/19	35/14	70-33	+37	24-56/13-65	.429/.200	9-20/ 3-19	.450/.158	13-27/ 4-14	.481/.286	55/41
CENTRAL CONNECTICUT STATE.....	51/16	43/41	94-57	+37	35-65/24-61	.538/.393	7-13/ 4-14	.538/.286	17-20/ 5-13	.850/.385	46/29
FURMAN.....	44/20	48/38	92-58	+34	37-65/23-63	.569/.365	8-13/ 5-12	.615/.417	10-15/ 7-8	.667/.875	46/24
MANHATTAN.....	33/24	49/25	82-49	+33	21-58/19-57	.362/.333	7-13/ 6-17	.538/.353	33-35/ 5-9	.943/.556	48/31
#19/21 Boston College.....	29/23	28/34	67-64	+3	28-70/21-65	.400/.323	3-11/ 7-18	.273/.389	8-13/15-18	.615/.833	51/38
#2/2 DUKE.....	31/48	37/38	68-86	(18)	24-48/33-57	.500/.579	8-12/ 6-13	.667/.462	12-19/14-16	.632/.875	26/27
FLORIDA STATE.....	44/28	31/29	75-57	+18	28-57/23-60	.491/.383	6-13/ 1-11	.462/.091	13-22/10-17	.591/.588	47/26
Virginia.....	38/33	31/36	84-74	+10	29-54/30-67	.537/.448	9-16/ 4-10	.563/.400	17-22/10-17	.773/.588	35/29
#25/24 Virginia Tech.....	24/27	44/35	68-62	+6	21-53/21-57	.396/.368	4-14/ 4-8	.286/.500	22-27/16-26	.815/.615	40/34
GEORGIA TECH.....	34/30	45/41	79-71	+8	20-53/23-67	.377/.343	6-16/ 6-15	.375/.400	33-40/19-24	.825/.792	40/42
Wake Forest.....	30/27	34/37	79-70	+9	30-70/24-67	.429/.358	1-9 / 9-23	.111/.391	18-24/13-15	.750/.867	52/34
MIAMI.....	41/28	47/49	88-77	+11	30-62/31-82	.484/.378	5-16/ 6-23	.313/.261	23-32/ 9-10	.719/.900	54/34
VIRGINIA.....	43/28	42/43	85-71	+14	27-54/29-66	.500/.439	4-11/ 2-8	.364/.250	27-34/11-15	.794/.733	38/30
#1/1 North Carolina.....	36/46	47/37	98-95	+3	37-85/37-75	.435/.493	9-17/ 8-23	.529/.348	15-28/13-27	.536/.481	49/48
#1/2 Duke.....	41/33	39/57	80-90	(10)	30-65/33-73	.462/.452	7-18/ 3-16	.389/.188	13-16/21-27	.813/.778	35/44
#18/20 BOSTON COLLEGE.....	42/23	44/36	86-59	+27	32-63/22-64	.508/.344	5-17/ 3-13	.294/.231	17-21/12-15	.810/.800	48/30
NC State.....	27/20	38/37	65-57	+8	25-56/21-64	.446/.328	6-16/ 4-19	.375/.211	9-14/11-13	.643/.846	44/34
CLEMSON.....	44/29	45/34	89-63	+26	35-76/25-67	.461/.373	7-17/ 5-13	.412/.385	12-20/ 8-15	.600/.533	48/44
NORTHERN COLORADO.....	49/28	40/25	89-53	+36	34-77/19-57	.442/.333	9-26/ 8-29	.346/.276	12-15/ 7-9	.800/.778	50/35
Georgia Tech.....	31/26	40/40	71-66	+5	24-54/25-60	.444/.417	6-13/ 3-10	.462/.300	17-26/13-18	.654/.722	38/36
#2/2 Duke.....	38/32	40/38	78-70	+8	26-53/28-78	.491/.359	3-10/ 4-18	.300/.222	23-34/10-15	.676/.667	43/41
#1/1 North Carolina.....	38/45	42/46	80-91	(11)	30-67/34-74	.448/.459	4-16/ 2-15	.250/.133	16-20/21-27	.800/.778	37/48
Sacred Heart.....	47/33	48/21	95-54	+41	36-72/20-63	.500/.317	6-14/ 9-23	.429/.391	17-20/ 5-8	.850/.625	57/26
St. John's.....	35/34	46/40	81-74	+7	26-59/27-66	.441/.409	4-18/ 7-20	.222/.350	25-32/13-18	.781/.722	46/31

Note: Game totals are displayed in the format TEAM/OPPONENT for each category

ALL GAMES

MARYLAND GAME HIGHS

POINTS	118	vs Appalachian State (12/01/05)
FIELD GOALS MADE	42	vs Appalachian State (12/01/05)
FIELD GOAL ATTEMPTS	85	at #1/1 North Carolina (02/09/06)
FIELD GOAL PERCENTAGE	.651 (41-63)	at Siena (11/18/05)
3 PT FIELD GOALS MADE	10	vs Arizona (12/11/05)
3 PT FG ATTEMPTS	26	vs. Northern Colorado (02/26/06)
3 PT FG PERCENTAGE	.667 (8-12)	vs #2/2 Duke (01/08/06)
FREE THROWS MADE	33	vs Georgia Tech (01/26/06)
	33	vs Manhattan (01/02/06)
FREE THROW ATTEMPTS	40	vs Georgia Tech (01/26/06)
FREE THROW PERCENTAGE	.943 (33-35)	vs Manhattan (01/02/06)
REBOUNDS	58	vs Mount St. Mary's (12/04/05)
ASSISTS	29	vs Appalachian State (12/01/05)
STEALS	13	vs. Northern Colorado (02/26/06)
BLOCKED SHOTS	10	vs Coppin State (12/13/05)
TURNOVERS	24	vs #2/2 Duke (01/08/06)
	24	vs Arizona (12/11/05)
	24	vs #2/1 Tennessee (11/26/05)
FOULS	25	vs #2/1 Tennessee (11/26/05)

MARYLAND GAME LOWS

POINTS	65	at NC State (02/19/06)
FIELD GOALS MADE	20	vs Georgia Tech (01/26/06)
FIELD GOAL ATTEMPTS	48	vs #2/2 Duke (01/08/06)
FIELD GOAL PERCENTAGE	.362 (21-58)	vs Manhattan (01/02/06)
3 PT FIELD GOALS MADE	1	at Wake Forest (01/29/06)
3 PT FG ATTEMPTS	8	vs Mount St. Mary's (12/04/05)
	8	at Monmouth (12/07/05)
3 PT FG PERCENTAGE	.111 (1-9)	at Wake Forest (01/29/06)
FREE THROWS MADE	8	at #19/21 Boston College (01/05/06)
FREE THROW ATTEMPTS	13	at #19/21 Boston College (01/05/06)
FREE THROW PERCENTAGE	.481 (13-27)	at George Mason (12/22/05)
REBOUNDS	26	vs #2/2 Duke (01/08/06)
ASSISTS	10	vs #9/9 Michigan State (11/25/05)
	10	vs Coppin State (12/13/05)
STEALS	2	at #25/24 Virginia Tech (01/23/06)
BLOCKED SHOTS	1	vs #1/1 North Carolina (03/05/06)
	1	at NC State (02/19/06)
	1	vs Virginia (02/05/06)
TURNOVERS	12	vs Clemson (02/23/06)
FOULS	7	vs Sacred Heart (03/19/06)
	7	vs Arizona (12/11/05)

OPPONENT GAME HIGHS

POINTS	95	vs #1/1 North Carolina (02/09/06)
FIELD GOALS MADE	37	vs #1/1 North Carolina (02/09/06)
FIELD GOAL ATTEMPTS	82	vs Miami (02/01/06)
FIELD GOAL PERCENTAGE	.579 (33-57)	vs #2/2 Duke (01/08/06)
3 PT FIELD GOALS MADE	9	at Wake Forest (01/29/06)
	9	vs Arizona (12/11/05)
	9	vs #9/9 Michigan State (11/25/05)
3 PT FG ATTEMPTS	29	vs. Northern Colorado (02/26/06)
3 PT FG PERCENTAGE	.500 (4-8)	at #25/24 Virginia Tech (01/23/06)
FREE THROWS MADE	22	vs #2/1 Tennessee (11/26/05)
FREE THROW ATTEMPTS	27	vs #1/1 North Carolina (03/05/06)
	27	vs #1/2 Duke (02/13/06)
	27	vs #1/1 North Carolina (02/09/06)
FREE THROW PERCENTAGE	.900 (9-10)	vs Miami (02/01/06)
REBOUNDS	48	vs #1/1 North Carolina (03/05/06)
	48	at #1/1 North Carolina (02/09/06)
ASSISTS	23	at #1/1 North Carolina (02/09/06)
STEALS	14	vs Arizona (12/11/05)
BLOCKED SHOTS	10	at #1/1 North Carolina (02/09/06)
TURNOVERS	25	at #1/1 North Carolina (02/09/06)
FOULS	29	vs Georgia Tech (01/26/06)

OPPONENT GAME LOWS

POINTS	33	at George Mason (12/22/05)
FIELD GOALS MADE	13	at George Mason (12/22/05)
FIELD GOAL ATTEMPTS	48	vs Coppin State (12/13/05)
FIELD GOAL PERCENTAGE	.200 (13-65)	at George Mason (12/22/05)
3 PT FIELD GOALS MADE	0	vs Coppin State (12/13/05)
3 PT FG ATTEMPTS	5	vs Coppin State (12/13/05)
3 PT FG PERCENTAGE	.000 (0-5)	vs Coppin State (12/13/05)
FREE THROWS MADE	4	vs Gonzaga (11/24/05)
	4	vs Coppin State (12/13/05)
	4	at George Mason (12/22/05)
FREE THROW ATTEMPTS	6	vs Coppin State (12/13/05)
FREE THROW PERCENTAGE	.286 (4-14)	at George Mason (12/22/05)
REBOUNDS	19	vs Coppin State (12/13/05)
ASSISTS	6	vs #2/1 Tennessee (11/26/05)
STEALS	1	vs Clemson (02/23/06)
BLOCKED SHOTS	0	vs. Northern Colorado (02/26/06)
	0	at Wake Forest (01/29/06)
	0	at Siena (11/18/05)
	0	vs #9/9 Michigan State (11/25/05)
	0	vs Appalachian State (12/01/05)
TURNOVERS	9	at #1/2 Duke (02/13/06)
FOULS	12	vs Furman (12/30/05)

ACC GAMES

**MARYLAND GAME HIGHS**

POINTS	98	at #1/1 North Carolina (02/09/06)
FIELD GOALS MADE	37	at #1/1 North Carolina (02/09/06)
FIELD GOAL ATTEMPTS	85	at #1/1 North Carolina (02/09/06)
FIELD GOAL PERCENTAGE	.537 (29-54)	at Virginia (01/20/06)
3 PT FIELD GOALS MADE	9	at #1/1 North Carolina (02/09/06)
	9	at Virginia (01/20/06)
3 PT FG ATTEMPTS	18	at #1/2 Duke (02/13/06)
3 PT FG PERCENTAGE	.667 (8-12)	vs #2/2 Duke (01/08/06)
FREE THROWS MADE	33	vs Georgia Tech (01/26/06)
FREE THROW ATTEMPTS	40	vs Georgia Tech (01/26/06)
FREE THROW PERCENTAGE	.825 (33-40)	vs Georgia Tech (01/26/06)
REBOUNDS	54	vs Miami (02/01/06)
ASSISTS	22	vs Clemson (02/23/06)
	22	at NC State (02/19/06)
STEALS	12	vs Clemson (02/23/06)
	12	at #1/1 North Carolina (02/09/06)
BLOCKED SHOTS	8	vs Georgia Tech (01/26/06)
	8	at Virginia (01/20/06)
	8	at #19/21 Boston College (01/05/06)
TURNOVERS	24	vs #2/2 Duke (01/08/06)
FOULS	24	at #1/1 North Carolina (02/09/06)

**MARYLAND GAME LOWS**

POINTS	65	at NC State (02/19/06)
FIELD GOALS MADE	20	vs Georgia Tech (01/26/06)
FIELD GOAL ATTEMPTS	48	vs #2/2 Duke (01/08/06)
FIELD GOAL PERCENTAGE	.377 (20-53)	vs Georgia Tech (01/26/06)
3 PT FIELD GOALS MADE	1	at Wake Forest (01/29/06)
3 PT FG ATTEMPTS	9	at Wake Forest (01/29/06)
3 PT FG PERCENTAGE	.111 (1-9)	at Wake Forest (01/29/06)
FREE THROWS MADE	8	at #19/21 Boston College (01/05/06)
FREE THROW ATTEMPTS	13	at #19/21 Boston College (01/05/06)
FREE THROW PERCENTAGE	.536 (15-28)	at #1/1 North Carolina (02/09/06)
REBOUNDS	26	vs #2/2 Duke (01/08/06)
ASSISTS	11	at #25/24 Virginia Tech (01/23/06)
	11	at #1/2 Duke (02/13/06)
STEALS	2	at #25/24 Virginia Tech (01/23/06)
BLOCKED SHOTS	1	vs Virginia (02/05/06)
	1	at NC State (02/19/06)
TURNOVERS	12	vs Clemson (02/23/06)
FOULS	12	vs Miami (02/01/06)

**OPPONENT GAME HIGHS**

POINTS	95	vs #1/1 North Carolina (02/09/06)
FIELD GOALS MADE	37	at #1/1 North Carolina (02/09/06)
FIELD GOAL ATTEMPTS	82	vs Miami (02/01/06)
FIELD GOAL PERCENTAGE	.579 (33-57)	vs #2/2 Duke (01/08/06)
3 PT FIELD GOALS MADE	9	at Wake Forest (01/29/06)
3 PT FG ATTEMPTS	23	at #1/1 North Carolina (02/09/06)
	23	vs Miami (02/01/06)
	23	at Wake Forest (01/29/06)
3 PT FG PERCENTAGE	.500 (4-8)	at #25/24 Virginia Tech (01/23/06)
FREE THROWS MADE	21	at #1/2 Duke (02/13/06)
FREE THROW ATTEMPTS	27	at #1/2 Duke (02/13/06)
	27	at #1/1 North Carolina (02/09/06)
FREE THROW PERCENTAGE	.900 (9-10)	vs Miami (02/01/06)
REBOUNDS	48	at #1/1 North Carolina (02/09/06)
ASSISTS	23	at #1/1 North Carolina (02/09/06)
STEALS	12	at #1/1 North Carolina (02/09/06)
BLOCKED SHOTS	10	at #1/1 North Carolina (02/09/06)
TURNOVERS	25	at #1/1 North Carolina (02/09/06)
FOULS	29	vs Georgia Tech (01/26/06)

**OPPONENT GAME LOWS**

POINTS	57	vs Florida State (01/16/06)
	57	at NC State (02/19/06)
FIELD GOALS MADE	21	at #19/21 Boston College (01/05/06)
	21	at #25/24 Virginia Tech (01/23/06)
	21	at NC State (02/19/06)
FIELD GOAL ATTEMPTS	57	vs #2/2 Duke (01/08/06)
	57	at #25/24 Virginia Tech (01/23/06)
FIELD GOAL PERCENTAGE	.323 (21-65)	at #19/21 Boston College (01/05/06)
3 PT FIELD GOALS MADE	1	vs Florida State (01/16/06)
3 PT FG ATTEMPTS	8	at #25/24 Virginia Tech (01/23/06)
	8	vs Virginia (02/05/06)
3 PT FG PERCENTAGE	.091 (1-11)	vs Florida State (01/16/06)
FREE THROWS MADE	8	vs Clemson (02/23/06)
FREE THROW ATTEMPTS	10	vs Miami (02/01/06)
FREE THROW PERCENTAGE	.481 (13-27)	at #1/1 North Carolina (02/09/06)
REBOUNDS	26	vs Florida State (01/16/06)
ASSISTS	9	vs Georgia Tech (01/26/06)
STEALS	1	vs Clemson (02/23/06)
BLOCKED SHOTS	0	at Wake Forest (01/29/06)
TURNOVERS	9	at #1/2 Duke (02/13/06)
FOULS	15	at #1/2 Duke (02/13/06)

MISCELLANEOUS STATS

MARYLAND

Biggest Lead: 59 vs. Appalachian State, 12/1/05

Biggest Deficit: 20 vs. #2/2 Duke, 1/8/06

Biggest Lead in Win: 59 vs. Appalachian St., 12/1/05

Biggest Lead in Loss: 10 vs. #1/2 Duke, 02/13/06

Biggest Deficit in Win:

14 at #1/1 North Carolina, 02/09/06

Biggest Deficit in Loss: 20 vs. #2/2 Duke, 1/8/06

Biggest Halftime Lead:

37 (66-29) vs. Appalachian State, 12/1/05

Biggest Halftime Deficit: 17 (31-48) vs. #2/2 Duke, 1/8/06

Best 1st Half Shooting: 66.7% (22-33) at Siena, 11/18/05

Worst 1st Half Shooting:

25.0 % (7-28) vs. Manhattan, 1/2/06

Best 2nd Half Shooting:

64.5% (20-31) vs. Sacred Heart, 3/19/06

Worst 2nd Half Shooting:

34.8% (8-23) vs. Coppin State, 12/13/05

Best Overall Shooting: 65.1% (41-63) at Siena, 11/18/05

Worst Overall Shooting:

36.2% (21-58) vs. Manhattan, 1/2/06

Most 1st-Half Points: 66 vs. Appalachian St., 12/1/05

Least 1st-Half Points: 24 at Virginia Tech, 1/23/06

Most 2nd-Half Points: 52 vs. Appalachian St., 12/1/05

Least 2nd-Half Points: 28 at Boston College, 1/5/06

OPPONENT

Best 1st Half Shooting:

61.3% (19-31) vs. #2/2 Duke, 1/8/06

Worst 1st Half Shooting:

21.4% (6-28) vs. Central Connecticut State, 12/29/05

Best 2nd Half Shooting:

54.5% (18-33) vs. Central Connecticut State, 12/29/05

Worst 2nd Half Shooting:

12.1% (4-33) at George Mason, 12/22/05

Best Overall Shooting: 57.9% (33-57) vs. #2/2 Duke, 1/8/06

Worst Overall Shooting:

20.0% (13-65) at George Mason, 12/22/05

Most 1st-Half Points: 48 vs. #2/2 Duke, 1/8/06

Least 1st-Half Points:

16 vs. Central Connecticut State, 12/29/05

Most 2nd-Half Points: 57 vs. #1/2 Duke, 02/13/06

Least 2nd-Half Points: 14 at George Mason, 12/22/05

BENCH POINTS	MD	OPP	Diff.
at Siena	33	8	+51
Xavier	30	6	+24
vs. Gonzaga	42	16	+26
vs. #9/9 Michigan State	23	12	+11
vs. #2/1 Tennessee	29	17	+12
Appalachian State	32	28	+4
Mount St. Mary's	16	17	-1
at Monmouth	37	18	+19
Arizona	21	13	+8
Coppin State	23	6	+17
at George Mason	6	12	-6
Central Connecticut State	17	11	+6
Furman	17	30	-13
Manhattan	14	22	-8
at #19/21 Boston College	17	8	+9
#2/2 Duke	22	36	-14
Florida State	13	13	Even
at Virginia	18	18	Even
at Virginia Tech	19	15	+4
Georgia Tech	14	16	-2
at Wake Forest	19	4	+15
Miami	19	23	-4
Virginia	8	14	-6
at #1/1 North Carolina	9	19	-10
at #1/2 Duke	8	15	-7
#18/20 Boston College	16	16	Even
at NC State	2	27	-25
Clemson	17	8	+9
Northern Colorado	38	5	+33
vs. Georgia Tech	16	8	+8
vs. #2/2 Duke	11	8	+3
vs. #1/1 North Carolina	23	16	+7
vs. Sacred Heart	36	15	+21
vs. St. John's	7	7	Even

POINTS IN THE PAINT	MD	OPP	Diff.
at Siena	52	20	+32
Xavier	38	18	+20
vs. Gonzaga	42	22	+20
vs. #9/9 Michigan State	34	16	+18
vs. #2/1 Tennessee	32	28	+4
Appalachian State	52	18	+34
Mount St. Mary's	56	16	+40
at Monmouth	30	12	+18
Arizona	44	22	+22
Coppin State	28	18	+10
at George Mason	26	16	+10
Central Connecticut State	50	34	+16
Furman	42	14	+28
Manhattan	26	20	+6
at #19/21 Boston College	36	14	+22
#2/2 Duke	24	42	-18
Florida State	30	28	+2
at Virginia	32	36	-4
at Virginia Tech	28	28	Even
Georgia Tech	22	26	-4
at Wake Forest	46	24	+22
Miami	36	42	-6
Virginia	36	34	+2
at #1/1 North Carolina	N/A	N/A	--
at #1/2 Duke	36	46	-10
#18/20 Boston College	34	24	+10
at NC State	34	24	+10
Clemson	36	32	+4
Northern Colorado	42	22	+20
vs. Georgia Tech	24	36	-8
vs. #2/2 Duke	26	34	-8
vs. #1/1 North Carolina	38	58	-20
vs. Sacred Heart	56	14	+42
vs. St. John's	40	28	+12

POINTS OFF TURNOVERS	MD	OPP	Diff.
at Siena	23	18	+5
Xavier	16	10	+6
vs. Gonzaga	29	14	+15
vs. #9/9 Michigan State	13	14	-1
vs. #2/1 Tennessee	12	29	-17
Appalachian State	30	12	+18
Mount St. Mary's	18	11	+7
at Monmouth	27	20	+7
Arizona	25	32	-7
Coppin State	27	16	+11
at George Mason	16	2	+4
Central Connecticut State	27	13	+14
Furman	26	17	+9
Manhattan	26	15	+11
at #19/21 Boston College	13	11	+2
#2/2 Duke	11	28	-17
Florida State	17	15	+2
at Virginia	20	23	-3
at Virginia Tech	9	19	-10
Georgia Tech	20	16	+4
at Wake Forest	6	12	-6
Miami	4	26	-22
Virginia	10	16	-6
at #1/1 North Carolina	24	18	+6
at #1/2 Duke	9	20	-11
#18/20 Boston College	19	11	+8
at NC State	8	17	-9
Clemson	33	5	+28
Northern Colorado	25	8	+17
vs. Georgia Tech	10	20	-10
vs. #2/2 Duke	15	21	-6
vs. #1/1 North Carolina	15	27	-12
vs. Sacred Heart	29	6	+23
vs. St. John's	14	24	-10

2ND CHANCE POINTS	MD	OPP	Diff.
at Siena	11	5	+6
Xavier	28	16	+12
vs. Gonzaga	28	6	+22
vs. #9/9 Michigan State	12	13	-1
vs. #2/1 Tennessee	12	21	-9
Appalachian State	26	6	+20
Mount St. Mary's	17	7	+10
at Monmouth	18	8	+10
Arizona	4	8	-4
Coppin State	15	6	+9
at George Mason	19	4	+15
Central Connecticut State	17	10	+7
Furman	4	0	+4
Manhattan	15	7	+8
at #19/21 Boston College	14	12	+2
#2/2 Duke	8	8	Even
Florida State	13	13	Even
at Virginia	7	6	+1
at Virginia Tech	13	7	+6
Georgia Tech	18	23	-5
at Wake Forest	15	10	+5
Miami	11	4	+7
Virginia	12	10	+2
at #1/1 North Carolina	20	11	+9
at #1/2 Duke	15	25	-10
#18/20 Boston College	28	15	+13
at NC State	7	8	-1
Clemson	15	13	+2
Northern Colorado	20	6	+14
vs. Georgia Tech	11	15	-4
vs. #2/2 Duke	9	14	-5
vs. #1/1 North Carolina	11	17	-6
vs. Sacred Heart	23	7	+16
vs. St. John's	18	9	+9

SEASON & CAREER HIGHS

#1 LANGHORNE

CAREER HIGHS

Points .....34 ..... at Wake Forest (1/29/06)  
 FGM .....14 ..... twice (last at Wake Forest, 1/29/06)  
 FGA .....22 ..... at Wake Forest (1/29/06)  
 3FGM .....0 .....  
 3FGA .....1 ..... 2X (last vs. Michigan State, 11/25/05)  
 FTM .....11 ..... Georgia Tech (1/26/06)  
 FTA .....18 ..... Marshall (12/30/04)  
 Rebounds ...22 ..... at Miami (2/17/05)  
 Assists .....5 ..... 3X (last vs. Clemson, 2/23/06)  
 Steals .....3 ..... twice (last vs. Florida State, 1/16/06)  
 Blocks .....2 ..... 4X (last vs. Ohio State, 3/22/05)  
 Minutes .....43 ..... at #19/21 Boston College (1/5/06)

SEASON HIGHS

Points .....34 ..... at Wake Forest (1/29)  
 FGM .....14 ..... twice (last at Wake Forest, 1/29)  
 FGA .....22 ..... at Wake Forest (1/29)  
 3FGM .....0 .....  
 3FGA .....1 ..... vs. #9/9 Michigan State (11/25)  
 FTM .....11 ..... Georgia Tech (1/26)  
 FTA .....14 ..... Georgia Tech (1/26)  
 Rebounds ...19 ..... Florida State (1/16)  
 Assists .....5 ..... 3X (last vs. Clemson, 2/23)  
 Steals .....3 ..... Florida State (1/16)  
 Blocks .....2 ..... Miami (2/1)  
 Minutes .....43 ..... at #19/21 Boston College (1/5)

#15 HARPER

CAREER HIGHS

Points .....22 ..... Loyola (11/30/04)  
 FGM .....8 ..... twice (last at NC State, 2/19/05)  
 FGA .....16 ..... vs. LSU (11/26/04)  
 3FGM .....N/A .....  
 3FGA .....N/A .....  
 FTM .....9 ..... vs. #2/1 Tennessee(11/26/05)  
 FTA .....11.2X (last vs. #2/1 Tennessee, 11/26/05)  
 Rebounds ...16 ..... vs. LSU (11/26/04)  
 Assists .....4 ..... vs. #2/1 Tennessee (11/26/05)  
 Steals .....3 ..... 3X (last vs. Duke, 1/8/06)  
 Blocks .....5 ..... vs. Gonzaga (11/24/05)  
 Minutes .....33 ..... at Xavier (12/4/04)

SEASON HIGHS

Points .....19 ..... Miami (2/1)  
 FGM .....8 ..... at NC State (2/19)  
 FGA .....12 ..... at #19/21 Boston College (1/5)  
 3FGM .....N/A .....  
 3FGA .....N/A .....  
 FTM .....9 ..... vs. #2/1 Tennessee(11/26)  
 FTA .....11 ..... vs. #2/1 Tennessee (11/26)  
 Rebounds ...12 twice (last at George Mason, 12/22)  
 Assists .....4 ..... vs. #2/1 Tennessee (11/26)  
 Steals .....3 ..... 3X (last vs. Duke, 1/8)  
 Blocks .....5 ..... vs. Gonzaga (11/24)  
 Minutes .....31 ..... at Virginia (1/20)

#20 TOLIVER

CAREER HIGHS

Points .....19 ..... at #1/2 Duke (2/13/06)  
 FGM .....7 ..... 4X (last vs. N. Colorado, 2/26/06)  
 FGA .....18 ..... at #1/2 Duke (2/13/06)  
 3FGM .....4 ..... 3X (last at #1/2 Duke, 2/13/06)  
 3FGA .....9 ..... vs. St. John's (3/21/06)  
 FTM .....5 ..... Appalachian State (12/11/05)  
 FTA .....6 ..... twice (last at #25/24 Va. Tech, 1/23/06)  
 Rebounds ...6 ..... Florida State (1/16/06)  
 Assists .....12 ..... vs. Sacred Heart (3/19/06)  
 Steals .....3 ..... vs. Sacred Heart (3/19/06)  
 Blocks .....2 ..... twice (last at Virginia, 1/20/06)  
 Minutes .....38 ..... at #1/2 Duke (2/13/06)

SEASON HIGHS

Points .....19 ..... at #1/2 Duke (2/13)  
 FGM .....7 ..... 4X (last vs. N. Colorado, 2/26)  
 FGA .....18 ..... at #1/2 Duke (2/13)  
 3FGM .....4 ..... 3X (last at #1/2 Duke, 2/13)  
 3FGA .....9 ..... vs. St. John's (3/21)  
 FTM .....5 ..... Appalachian State (12/11)  
 FTA .....6 ..... twice (last at #25/24 Va. Tech, 1/23)  
 Rebounds ...6 ..... Florida State (1/16)  
 Assists .....12 ..... vs. Sacred Heart (3/19)  
 Steals .....3 ..... vs. Sacred Heart (3/19)  
 Blocks .....2 ..... twice (last at Virginia, 1/20)  
 Minutes .....38 ..... at #1/2 Duke (2/13)

#21 NEWMAN

CAREER HIGHS

Points .....21 ..... twice (last at George Mason, 12/22/05)  
 FGM .....8 ..... at George Mason (12/22/05)  
 FGA .....15 ..... twice (last vs. Manhattan,1/2/06)  
 3FGM .....7 ..... at Clemson (2/6/05)  
 3FGA .....11 ..... at Clemson (2/6/05)  
 FTM .....5 ..... Appalachian State (12/11/05)  
 FTA .....7 ..... at George Mason (12/22/05)  
 Rebounds ...7 ..... twice (last vs. Clemson, 2/23/06)  
 Assists .....6 ..... Georgia Tech (1/26/06)  
 Steals .....3 ..... 6X (last vs. Clemson, 2/23/06)  
 Blocks .....2 ..... Northern Colorado (2/28/05)  
 Minutes .....39 ..... at Virginia (1/20/06)

SEASON HIGHS

Points .....21 ..... at George Mason (12/22)  
 FGM .....8 ..... at George Mason (12/22)  
 FGA .....15 ..... twice (last vs. Manhattan, 1/2)  
 3FGM .....4 ..... twice (last at Virginia, 1/20)  
 3FGA .....7 ..... 4X (last at Virginia, 1/20)  
 FTM .....5 ..... Appalachian State (12/11)  
 FTA .....7 ..... at George Mason (12/22)  
 Rebounds ...7 ..... twice (last vs. Clemson, 2/23)  
 Assists .....6 ..... Georgia Tech (1/26)  
 Steals .....3 ..... 5X (last vs. Clemson, 2/23)  
 Blocks .....1 ..... 5X (last vs. #1/1 N. Carolina, 3/5)  
 Minutes .....39 ..... at Virginia (1/20)

#22 DORON

CAREER HIGHS

Points .....39 ..... at Florida State (1/16/05)  
 FGM .....14 ..... at Florida State (1/16/05)  
 FGA .....23 ..... twice (last at Florida State, 1/16/05)  
 3FGM .....5 ..... at Florida State (1/16/05)  
 3FGA .....10 ..... Massachusetts (12/29/04)  
 FTM .....23\* ..... Coppin State (11/21/03)  
 FTA .....27\*\* ..... Coppin State (11/21/03)  
 Rebounds ...9 ..... twice (last at Wake Forest, 1/29/06)  
 Assists .....13 ..... Arizona (12/11/05)  
 Steals .....7 ..... Monmouth (12/12/04)  
 Blocks .....2 ..... twice (last at #1/1 UNC, 2/9/06)  
 Minutes .....43 ..... at Florida State (1/16/05)

\* ties NCAA record; \*\* ACC record

SEASON HIGHS

Points .....26 ..... 3X (last vs. Miami, 2/1)  
 FGM .....9 ..... twice (last vs. Furman, 12/30)  
 FGA .....19 ..... at #1/1 North Carolina (2/9)  
 3FGM .....4 ..... 3X (last vs. Miami, 2/1)  
 3FGA .....6 ..... 4X (last vs. N. Colorado, 2/26)  
 FTM .....12 ..... Virginia (2/8)  
 FTA .....13 ..... Virginia (2/8)  
 Rebounds ...9 ..... at Wake Forest (1/29)  
 Assists .....13 ..... Arizona (12/11)  
 Steals .....6 ..... Clemson (2/23)  
 Blocks .....2 ..... at #1/1 North Carolina (2/9)  
 Minutes .....41 ..... twice (last at #1/1 North Carolina, 2/9)

#25 COLEMAN

CAREER HIGHS

Points .....23 ..... at #1/1 North Carolina, 2/9/06)  
 FGM .....9 ..... twice (last at #1/1 UNC, 2/9/06)  
 FGA .....15 ..... 3X (last at #1/1 UNC, 2/9/06)  
 3FGM .....5 ..... twice (last vs. Clemson, 2/23/06)  
 3FGA .....7 ..... twice (last vs. Clemson, 2/23/06)  
 FTM .....8 ..... twice (last vs. Georgia Tech, 1/26/06)  
 FTA .....9 ..... vs. #2/1 Tennessee (11/26/05)  
 Rebounds ...12 ..... Miami (2/1/06)  
 Assists .....9 ..... Arizona (12/11/05)  
 Steals .....6 ..... at #1/1 North Carolina (2/9/06)  
 Blocks .....4 ..... 3X (last at #19/21 Boston Coll., 1/5/06)  
 Minutes .....40 ..... at #19/21 Boston College (1/5/06)

SEASON HIGHS

Points .....23 ..... at #1/1 North Carolina, 2/9)  
 FGM .....9 ..... twice (last at #1/1 UNC, 2/9)  
 FGA .....15 ..... 3X (last at #1/1 UNC, 2/9)  
 3FGM .....5 ..... twice (last vs. Clemson, 2/23)  
 3FGA .....7 ..... twice (last vs. Clemson, 2/23)  
 FTM .....8 ..... twice (last vs. Georgia Tech, 1/26)  
 FTA .....9 ..... vs. #2/1 Tennessee (11/26)  
 Rebounds ...12 ..... Miami (2/1)  
 Assists .....9 ..... Arizona (12/11)  
 Steals .....6 ..... at #1/1 North Carolina (2/9)  
 Blocks .....4 ..... 3X (last at #19/21 Boston Coll., 1/5)  
 Minutes .....40 ..... at #19/21 Boston College (1/5)

SEASON & CAREER HIGHS

**#32 CARR**

**CAREER HIGHS**

Points .....14 .....twice (last vs. NC State, 2/1/03)  
 FGM .....6 .....Coppin State (11/21/03)  
 FGA .....10 .....Rider (11/29/02)  
 3FGM .....N/A  
 3FGA .....N/A  
 FTM .....6 .....NC State (2/1/03)  
 FTA .....8 .....NC State (2/1/03)  
 Rebounds .....11 .....Rider (11/29/02)  
 Assists .....5 .....Furman (12/30/06)  
 Steals .....2 .....5X (last vs. N. Colorado, 2/26/06)  
 Blocks .....2 .. 4X (last vs. Coppin State, 12/13/05)  
 Minutes .....35 .....at Niagara (11/24/02)

**SEASON HIGHS**

Points .....8 .....Mount St. Mary's (12/7)  
 FGM .....3 .....twice (last vs. Mount St. Mary's, 12/4)  
 FGA .....7 .....twice (last vs. Mount St. Mary's, 12/4)  
 3FGM .....N/A  
 3FGA .....N/A  
 FTM .....3 ..3X (last vs. Central Conn. St., 12/29)  
 FTA .....5 .....Appalachian State (12/4)  
 Rebounds .....7 .....twice (last vs. Mount St. Mary's, 12/4)  
 Assists .....5 .....Furman (12/30)  
 Steals .....2 .....N. Colorado (2/26)  
 Blocks .....2 .....twice (last vs. Coppin State, 12/12)  
 Minutes .....33 .....Mount St. Mary's (12/4)

**#40 ROSS**

**CAREER HIGHS**

Points .....19 .....Rider (11/29/02)  
 FGM .....9 .....Rider (11/29/02)  
 FGA .....16 .....Rider (11/29/02)  
 3FGM .....N/A  
 3FGA .....N/A  
 FTM .....6 .....vs. Cleveland State (12/28/02)  
 FTA .....9 .....vs. Cleveland State (12/28/02)  
 Rebounds .....15 .....vs. Cleveland State (12/28/02)  
 Assists .....4 .....vs. Cleveland State (12/28/02)  
 Steals .....4 .....Virginia Tech (12/11/02)  
 Blocks .....3 .....Coppin State (12/15/02)  
 Minutes .....35 .....Virginia Tech (12/11/02)

**SEASON HIGHS**

Points .....2 .....Appalachian State (12/1)  
 FGM .....1 .....Appalachian State (12/1)  
 FGA .....4 .....twice (last vs. Central Conn. St., 12/29)  
 3FGM .....N/A  
 3FGA .....N/A  
 FTM .....1 .....twice (last vs. N. Colorado, 2/26)  
 FTA .....2 .....twice (last vs. N. Colorado, 2/26)  
 Rebounds .....4 .....Central Connecticut (12/29)  
 Assists .....2 .....Mount St. Mary's (12/4)  
 Steals .....1 .....3X (last vs. Furman, 12/30)  
 Blocks .....2 .....Mount St. Mary's (12/4)  
 Minutes .....20 .....N. Colorado (2/26)

**#44 NOIREZ**

**CAREER HIGHS**

Points .....12 .....Georgia Tech (2/3/05)  
 FGM .....6 .....Georgia Tech (2/3/05)  
 FGA .....10 .....Georgia Tech (2/3/05)  
 3FGM .....0  
 3FGA .....1 .....twice (last at Duke, 1/22/04)  
 FTM .....4 .....at Florida State (1/12/04)  
 FTA .....4 .....at Florida State (1/12/04)  
 Rebounds .....10 .....Clemson (2/23)  
 Assists .....2 .. 4X (last vs. Appalachian St., 12/1/05)  
 Steals .....2 .....twice (last vs. N. Colorado, 2/26/06)  
 Blocks .....3 .....at Virginia Tech (1/2/05)  
 Minutes .....28 .....Mount St. Mary's (12/4/05)

**SEASON HIGHS**

Points .....8 .....5X (last vs. N. Colorado, 2/26)  
 FGM .....4 .....3X (last vs. Clemson, 2/23)  
 FGA .....8 .....twice (last vs. N. Colorado, 2/26)  
 3FGM .....N/A  
 3FGA .....N/A  
 FTM .....2 .....3X (last vs. N. Colorado, 2/26)  
 FTA .....2 .....6X (last vs. N. Colorado, 2/26)  
 Rebounds .....10 .....Clemson (2/23)  
 Assists .....2 .....Appalachian State (12/1)  
 Steals .....2 .....N. Colorado (2/26)  
 Blocks .....1 .....vs. Sacred Heart (3/19)  
 Minutes .....28 .....Mount St. Mary's (12/4)

**#55 PERRY**

**CAREER HIGHS**

Points .....23 .....Mount St. Mary's (12/4/05)  
 FGM .....9 .....Mount St. Mary's (12/4/05)  
 FGA .....18 .....Mount St. Mary's (12/4/05)  
 3FGM .....N/A  
 3FGA .....N/A  
 FTM .....7 .....Manhattan (1/2/06)  
 FTA .....7 .....Manhattan (1/2/06)  
 Rebounds .....16 .....Appalachian State (12/1/05)  
 Assists .....3 .. 4X (last at #25/24 Va. Tech, 1/23/06)  
 Steals .....3 .....St. Bonaventure (12/7/04)  
 Blocks .....3 .. 3X (last vs. Mount St. Mary's, 12/4/05)  
 Minutes .....31 .....Mount St. Mary's (12/4/05)

**SEASON HIGHS**

Points .....23 .....Mount St. Mary's (12/4)  
 FGM .....9 .....Mount St. Mary's (12/4)  
 FGA .....18 .....Mount St. Mary's (12/4)  
 3FGM .....N/A  
 3FGA .....N/A  
 FTM .....7 .....Manhattan (1/2)  
 FTA .....7 .....Manhattan (1/2)  
 Rebounds .....16 .....Appalachian State (12/1)  
 Assists .....3 .....4X (last at #25/24 Va. Tech, 1/23)  
 Steals .....2 .....twice (last vs. Furman, 12/30)  
 Blocks .....3 .....twice (last vs. Mount St. Mary's, 12/4)  
 Minutes .....31 .....Mount St. Mary's (12/4)

**CURRENT TERPS IN THE NCAA TOURNAMENT**

**CHARMAINE CARR (SR.)**

Game	GP/GS	Score	Min.-Avg.	FG-FGA	Pct.	3FG-3FGA	Pct.	FT-FTA	Pct.	OR/DR	Tot-Avg.	PF-D	A	TO	Blk	Stl	Pts.-Avg
3/21/04-Miami		W, 86-85	DNP														
3/23/04-LSU		L, 61-76	5	0-0	.000	0-0	.000	0-0	.000	0/0	0	0	0	0	0	1	0
3/20/05-UWGB		W, 65-55	12	0-0	.000	0-0	.000	0-0	.000	2/4	6	0	0	0	0	0	0
3/19/06-SHU		W, 95-54	16	2-4	.500	0-0	.000	0-0	.000	2/1	3	2	0	1	1	0	4
3/21/06-SJU		W, 81-74	7	0-0	.000	0-0	.000	0-0	.000	1/2	3	0	0	1	0	0	0
<b>TOTALS</b>	<b>6/0</b>		<b>43-7.2</b>	<b>2-4</b>	<b>.500</b>	<b>0-0</b>	<b>.000</b>	<b>0-0</b>	<b>.000</b>	<b>6/7</b>	<b>13-2.2</b>	<b>2-0</b>	<b>0</b>	<b>2</b>	<b>1</b>	<b>1</b>	<b>4-0.7</b>

**MARISSA COLEMAN (FR.)**

Game	GP/GS	Score	Min.-Avg.	FG-FGA	Pct.	3FG-3FGA	Pct.	FT-FTA	Pct.	OR/DR	Tot-Avg.	PF-D	A	TO	Blk	Stl	Pts.-Avg
3/19/06-SHU	*	W, 95-54	26	2-7	.286	0-1	.000	2-2	1.000	4/6	10	0	4	3	0	1	6
3/21/06-SJU	*	W, 81-74	36	4-9	.444	2-4	.500	1-2	.500	1/5	6	3	3	2	0	1	11
<b>TOTALS</b>	<b>2/2</b>		<b>62-31.0</b>	<b>6-16</b>	<b>.375</b>	<b>2-5</b>	<b>.400</b>	<b>3-4</b>	<b>.750</b>	<b>5/11</b>	<b>16-8.0</b>	<b>3-0</b>	<b>7</b>	<b>5</b>	<b>0</b>	<b>3</b>	<b>17-8.5</b>

**SHAY DORON (JR.)**

Game	GP/GS	Score	Min.-Avg.	FG-FGA	Pct.	3FG-3FGA	Pct.	FT-FTA	Pct.	OR/DR	Tot-Avg.	PF-D	A	TO	Blk	Stl	Pts.-Avg
3/21/04-Miami		W, 86-85	27	6-10	.600	0-1	.000	7-11	.636	0/3	3	3	3	5	0	0	19
3/23/04-LSU		L, 61-76	33	5-11	.455	2-4	.500	11-12	.917	1/4	5	3	3	5	0	0	23
3/20/05-UWGB	*	W, 65-55	39	9-18	.500	2-7	.286	6-7	.857	0/2	2	1	2	0	0	1	26
3/22/05-OSU	*	L, 65-75	38	3-15	.200	2-7	.286	1-2	.500	1/3	4	2	3	5	0	1	9
3/19/06-SHU	*	W, 95-54	24	7-10	.700	3-5	.600	0-0	.000	0/5	5	0	3	0	0	2	17
3/21/06-SJU	*	W, 81-74	30	0-4	.000	0-4	.000	9-10	.900	1/4	5	5	1	4	0	2	9
<b>TOTALS</b>	<b>6/4</b>		<b>191-31.8</b>	<b>30-68</b>	<b>.441</b>	<b>9-28</b>	<b>.321</b>	<b>34-42</b>	<b>.810</b>	<b>3/21</b>	<b>24-4.0</b>	<b>14-0</b>	<b>15</b>	<b>19</b>	<b>0</b>	<b>6</b>	<b>103-17.2</b>

**KALIKA FRANCE (JR.)**

Game	GP/GS	Score	Min.-Avg.	FG-FGA	Pct.	3FG-3FGA	Pct.	FT-FTA	Pct.	OR/DR	Tot-Avg.	PF-D	A	TO	Blk	Stl	Pts.-Avg
3/21/04-Miami	*	W, 86-85	34	6-9	.667	1-1	1.000	3-5	.600	1/3	4	0	2	2	2	1	16
3/23/04-LSU	*	L, 61-76	30	2-7	.286	1-2	.500	3-4	.750	1/5	6	0	2	4	0	0	8
3/20/05-UWGB	*	W, 65-55	25	2-9	.222	0-2	.000	1-4	.250	0/3	3	4	1	2	0	1	5
3/22/05-OSU	*	L, 65-75	30	5-8	.625	2-2	1.000	0-0	.000	4/3	7	0	2	0	0	1	12
<b>TOTALS</b>	<b>4/4</b>		<b>119-29.8</b>	<b>15-33</b>	<b>.455</b>	<b>4-7</b>	<b>.571</b>	<b>7-13</b>	<b>.538</b>	<b>6/14</b>	<b>20-4.0</b>	<b>4-0</b>	<b>7</b>	<b>8</b>	<b>2</b>	<b>3</b>	<b>41-10.3</b>

**LAURA HARPER (SO.)**

Game	GP/GS	Score	Min.-Avg.	FG-FGA	Pct.	3FG-3FGA	Pct.	FT-FTA	Pct.	OR/DR	Tot-Avg.	PF-D	A	TO	Blk	Stl	Pts.-Avg
3/19/06-SHU	*	W, 95-54	19	4-7	.571	0-0	.000	8-10	.800	7/6	13	2	1	1	1	2	16
3/21/06-SJU	*	W, 81-74	27	4-8	.500	0-0	.000	7-10	.700	1/4	5	4	1	2	1	1	15
<b>TOTALS</b>	<b>2/2</b>		<b>46-23.0</b>	<b>8-15</b>	<b>.533</b>	<b>0-0</b>	<b>.000</b>	<b>15-20</b>	<b>.750</b>	<b>8/10</b>	<b>18-9.0</b>	<b>6</b>	<b>2</b>	<b>3</b>	<b>2</b>	<b>3</b>	<b>31-15.5</b>

**CRYSTAL LANGHORNE (SO.)**

Game	GP/GS	Score	Min.-Avg.	FG-FGA	Pct.	3FG-3FGA	Pct.	FT-FTA	Pct.	OR/DR	Tot-Avg.	PF-D	A	TO	Blk	Stl	Pts.-Avg
3/20/05-UWGB	*	W, 65-55	27	5-7	.714	0-0	.000	6-10	.600	4/6	10	3	3	2	0	1	16
3/22/05-OSU	*	L, 65-75	40	9-19	.474	0-1	.000	4-6	.667	8/8	16	1	2	0	2	0	22
3/19/06-SHU	*	W, 95-54	18	7-12	.583	0-0	.000	1-1	1.000	1/4	5	1	3	4	0	0	15
3/21/06-SJU	*	W, 81-74	34	11-16	.688	0-0	.000	8-10	.800	8/1	9	1	2	5	1	2	30
<b>TOTALS</b>	<b>4/4</b>		<b>119-29.8</b>	<b>32-54</b>	<b>.593</b>	<b>0-1</b>	<b>.000</b>	<b>19-27</b>	<b>.704</b>	<b>21/19</b>	<b>40-10.0</b>	<b>5-0</b>	<b>10</b>	<b>11</b>	<b>3</b>	<b>3</b>	<b>83-20.8</b>

**CHRISTIE MARRONE (SO.)**

Game	GP/GS	Score	Min.-Avg.	FG-FGA	Pct.	3FG-3FGA	Pct.	FT-FTA	Pct.	OR/DR	Tot-Avg.	PF-D	A	TO	Blk	Stl	Pts.-Avg
3/20/05-DePaul^		L, 78-79	15	2-7	.286	1-4	.250	3-3	1.000	0/1	1	1	2	1	0	0	8
<b>TOTALS</b>	<b>1/0</b>		<b>15-15.0</b>	<b>2-7</b>	<b>.286</b>	<b>1-4</b>	<b>.250</b>	<b>3-3</b>	<b>1.000</b>	<b>0/1</b>	<b>1-1.0</b>	<b>1-0</b>	<b>2</b>	<b>1</b>	<b>0</b>	<b>0</b>	<b>8-8.0</b>

**ASHLEIGH NEWMAN (SO.)**

Game	GP/GS	Score	Min.-Avg.	FG-FGA	Pct.	3FG-3FGA	Pct.	FT-FTA	Pct.	OR/DR	Tot-Avg.	PF-D	A	TO	Blk	Stl	Pts.-Avg
3/20/05-UWGB		W, 65-55	9	0-2	.000	0-1	.000	1-2	.500	0/3	3	3	0	0	0	0	1
3/22/05-OSU	*	L, 65-75	18	5-10	.500	2-5	.400	0-2	.000	0/2	2	2	0	1	0	0	12
3/19/06-SHU		W, 95-54	27	5-11	.455	2-5	.400	0-1	.000	1/2	3	0	3	0	0	2	12
3/21/06-SJU		W, 81-74	14	2-4	.500	1-1	1.000	0-0	.000	1/1	2	4	1	0	0	0	5
<b>TOTALS</b>	<b>4/0</b>		<b>71-17.8</b>	<b>12-27</b>	<b>.444</b>	<b>5-12</b>	<b>.417</b>	<b>1-5</b>	<b>.200</b>	<b>2/8</b>	<b>10-2.5</b>	<b>9-0</b>	<b>4</b>	<b>1</b>	<b>0</b>	<b>2</b>	<b>30-7.5</b>

**AURELIE NOIREZ (JR.)**

Game	GP/GS	Score	Min.-Avg.	FG-FGA	Pct.	3FG-3FGA	Pct.	FT-FTA	Pct.	OR/DR	Tot-Avg.	PF-D	A	TO	Blk	Stl	Pts.-Avg
3/21/04-Miami		W, 86-85	10	0-0	.000	0-0	.000	0-0	.000	0/2	2	2	0	0	1	1	0
3/23/04-LSU		L, 61-76	12	1-3	.333	0-0	.000	1-2	.500	0/3	3	2	0	0	0	0	3
3/20/05-UWGB		W, 65-55	19	1-6	.167	0-0	.000	0-0	.000	2/4	6	3	0	1	0	1	2
3/22/05-OSU		L, 65-75	22	3-6	.500	0-0	.000	0-0	.000	1/1	2	4	0	0	1	0	6
3/19/06-SHU		W, 95-54	13	0-2	.000	0-0	.000	0-0	.000	1/0	1	2	0	3	1	0	0
3/21/06-SJU		W, 81-74	2	1-1	1.000	0-0	.000	0-0	.000	0/1	1	0	0	0	0	0	2
<b>TOTALS</b>	<b>6/0</b>		<b>78-13.0</b>	<b>6-18</b>	<b>.333</b>	<b>0-0</b>	<b>.000</b>	<b>1-2</b>	<b>.500</b>	<b>4/11</b>	<b>15-2.5</b>	<b>13-0</b>	<b>0</b>	<b>4</b>	<b>3</b>	<b>2</b>	<b>13-2.2</b>

**JADE PERRY (SO.)**

Game	GP/GS	Score	Min.-Avg.	FG-FGA	Pct.	3FG-3FGA	Pct.	FT-FTA	Pct.	OR/DR	Tot-Avg.	PF-D	A	TO	Blk	Stl	Pts.-Avg
3/20/05-UWGB	*	W, 65-55	23	4-8	.500	0-0	.000	0-0	.000	4/5	9	2	0	0	0	0	8
3/22/05-OSU	*	L, 65-74	17	0-4	.000	0-0	.000	0-0	.000	0/1	1	4	1	0	1	0	0
3/19/06-SHU		W, 95-54	24	7-13	.538	0-0	.000	6-6	1.000	6/4	10	0	0	0	1	0	20
3/21/06-SJU		W, 81-74	12	0-2	.000	0-0	.000	0-0	.000	0/1	1	1	0	0	1	0	2
<b>TOTALS</b>	<b>4/2</b>		<b>76-19.0</b>	<b>11-27</b>	<b>.407</b>	<b>0-0</b>	<b>.000</b>	<b>6-6</b>	<b>1.000</b>	<b>10/11</b>	<b>21-5.3</b>	<b>7-0</b>	<b>1</b>	<b>0</b>	<b>3</b>	<b>0</b>	<b>30-7.5</b>

**ANGEL ROSS (SR.)**

Game	GP/GS	Score	Min.-Avg.	FG-FGA	Pct.	3FG-3FGA	Pct.	FT-FTA	Pct.	OR/DR	Tot-Avg.	PF-D	A	TO	Blk	Stl	Pts.-Avg
3/21/04-Miami		W, 86-85	DNP														
3/23/04-LSU		L, 61-76	DNP														
3/20/05-UWGB		W, 65-55	5	0-1	.000	0-0	.000	0-0	.000	0/3	3	0	0	0	0	0	0
3/22/05-OSU		L, 65-75	DNP														
3/19/06-SHU		W, 95-54	8	0-0	.000	0-0	.000	0-0	.000	0/2	2	0	1	0	0	0	0
3/21/06-SJU		W, 81-74	DNP														
<b>TOTALS</b>	<b>2/0</b>		<b>13-6.5</b>	<b>0-1</b>	<b>.000</b>	<b>0-0</b>	<b>.000</b>	<b>0-0</b>	<b>.000</b>	<b>0/5</b>	<b>5-2.5</b>	<b>0-0</b>	<b>1</b>	<b>0</b>	<b>0</b>	<b>0</b>	<b>0-0.0</b>

**KRISTI TOLIVER (FR.)**

Game	GP/GS	Score	Min.-Avg.	FG-FGA	Pct.	3FG-3FGA	Pct.	FT-FTA	Pct.	OR/DR	Tot-Avg.	PF-D	A	TO	Blk	Stl	Pts.-Avg
3/19/06-SHU	*	W, 95-54	25	2-6	.333	1-3	.333	0-0	.000	0/1	1	0	12	4	0	3	5
3/21/06-SJU	*	W, 81-74	38	4-15	.267	1-9	.111	0-0	.000	0/5	5	0	8	6	0	0	9
<b>TOTALS</b>	<b>2/2</b>		<b>63-31.5</b>	<b>6-21</b>	<b>.286</b>	<b>2-12</b>	<b>.167</b>	<b>0-0</b>	<b>.000</b>	<b>0/6</b>	<b>6-3.0</b>	<b>0-0</b>	<b>20</b>	<b>10</b>	<b>0</b>	<b>3</b>	<b>14-7.0</b>

**CAREER STATS IN THE NCAA TOURNAMENT**

Game	GP/GS	Min.-Avg.	FG-FGA	Pct.	3FG-3FGA	Pct.	FT-FTA	Pct.	OR/DR	Tot-Avg.	PF-D	A	TO	Blk	Stl	Pts.-Avg
CARR	6/0	43-7.2	2-4	.500	0-0	.000	0-0	.000	6/7	13-2.2	2-0	0	2	1	1	4-0.7
COLEMAN	2/2	62-31.0	6-16	.375	2-5	.400	3-4	.750	5/11	16-8.0	3-0	7	5	0	3	17-8.5
DORON	6/4	191-31.8	30-68	.441	9-28	.321	34-42	.810	3/21	24-4.0	14-0	15	19	0	6	103-17.2
FRANCE	4/4	119-29.8	15-33	.455	4-7	.571	7-13	.538	6/14	20-4.0	4-0	7	8	2	3	41-10.3
HARPER	2/2	46-23.0	8-15	.533	0-0	.000	15-20	.750	8/10	18-9.0	6	2	3	2	3	31-15.5
LANGHORNE	4/4	119-29.8	32-54	.593	0-1	.000	19-27	.704	21/19	40-10.0	5-0	10	11	3	3	83-20.8
MARRONE^	1/0	15-15.0	2-7	.286	1-4	.250	3-3	1.000	0/1	1-1.0	1-0	2	1	0	0	8-8.0
NEWMAN	4/0	71-17.8	12-27	.444	5-12	.417	1-5	.200	2/8	10-2.5	9-0	4	1	0	2	30-7.5
NOIREZ	6/0	78-13.0	6-18	.333	0-0	.000	1-2	.500	4/11	15-2.5	13-0	0	4	3	2	13-2.2
PERRY	4/2	76-19.0	11-27	.407	0-0	.000	6-6	1.000	10/11	21-5.3	7-0	1	0	3	0	30-7.5
ROSS	2/0	13-6.5	0-1	.000	0-0	.000	0-0	.000	0/5	5-2.5	0-0	1	0	0	0	0-0.0
TOLIVER	2/2	63-31.5	6-21	.286	2-12	.167	0-0	.000	0/6	6-3.0	0-0	20	10	0	3	14-7.0

^ at Virginia Tech